

Hours
Directions & Maps
Contact Us
Staff Directory

Libraries
Collections
Departments
Center for
Instructional
Technology

News, Events, Exhibits
Projects & Plans
Perkins Renovation
Jobs

[Duke Libraries](#) > [About Us](#) > [Library Assessment](#) > [Library Statistics](#) > 2007/2008

Statistics: Duke University Libraries

Association of Research Libraries (ARL) Statistics 2007/2008

[Summary of 2007/2008 Statistics](#)
[All Duke Libraries](#)
[Divinity School Library](#)
[Ford Library at the Fuqua School of Business](#)
[Law School Library](#)
[Medical Center Library](#)
[Perkins Library System](#)

[Supplementary Statistics: All Duke Libraries](#)
[Preservation Statistics: All Duke Libraries](#)

Growth and Holdings

[Volume count breakdown by library 2007/2008](#)
[Manuscripts 2007/2008](#)
[Government Documents 2007/2008](#)
[Other Formats 2007/2008](#)

Library Statistics

Statistical Data

[2009/2010](#)
[2008/2009](#)
[2007/2008](#)
[2006/2007](#)
[2005/2006](#)
[2004/2005](#)
[2003/2004](#)
[2002/2003](#)
[2001/2002](#)
[2000/2001](#)

ARL Information

[ARL Instructions](#)
[ARL Ranking & Statistics](#)
[ARL Graphics & Tables](#)

Questions?

Contact **Yvonne Belanger**
yvonne.belanger@duke.edu
(919) 660-7892



[Alumni Portal](#) | [Divinity School Library](#) | [Ford Library](#) | [Goodson Law Library](#) | [Library Service Center](#) | [Lilly Library](#) | [Marine Lab Library](#) | [Medical Center Library](#) | [Mobile](#) | [Music Library](#) | [Perkins/Bostock Library](#) | [Rubenstein Library](#) | [The Link](#)

[Use and Reproduction](#) | [Privacy](#) | [Contact Us](#) | [Support the Duke Libraries](#) | [Jobs](#) | [Duke.edu](#)



919-660-5870
(Perkins Circulation Desk)

Unless otherwise specified on this page, this work is licensed under a [Creative Commons Attribution-NonCommercial-Share Alike 3.0 United States License](#).

Last modified April 1, 2010 1:21:48 PM EDT

[Hours](#)
[Directions & Maps](#)
[Contact Us](#)
[Staff Directory](#)

[Libraries](#)
[Collections](#)
[Departments](#)
[Center for Instructional Technology](#)

[News, Events, Exhibits](#)
[Projects & Plans](#)
[Perkins Renovation](#)
[Jobs](#)

[Duke Libraries](#) > [About Us](#) > [Library Assessment](#) > [Library Statistics](#) > [2007/2008](#)

2008 Duke University Libraries Summary Statistics


	2007/2008	2006/2007	Change	%
• Volumes held	5,950,442	5,872,136	78,306	1.33%
• Total Circulations	642,487	650,818	-8,331	-1.28%
• Reference Transactions	137,488	148,173	-10,685	-7.21%
• ILL Provided	33,879	37,021	-3,142	-8.49%
• ILL Received	30,179	25,535	4,644	18.19%
• Monographic Vols Purchased	67,879	66,344	1,535	2.31%
• Library Staff	363	370	-7	-1.89%
• Salaries & Wages	\$16,443,967	\$15,426,545	\$1,017,422	6.60%
• Materials Expenditures	\$16,507,634	\$16,736,707	-\$229,073	-1.37%
• Total Library Expenditures	\$37,330,588	\$35,769,252	\$1,561,336	4.37%



[Alumni Portal](#) | [Divinity School Library](#) | [Ford Library](#) | [Goodson Law Library](#) | [Library Service Center](#) | [Lilly Library](#) | [Marine Lab Library](#) | [Medical Center Library](#) | [Mobile](#) | [Music Library](#) | [Perkins/Bostock Library](#) | [Rubenstein Library](#) | [The Link](#)

[Use and Reproduction](#) | [Privacy](#) | [Contact Us](#) | [Support the Duke Libraries](#) | [Jobs](#) | [Duke.edu](#)



 919-660-5870
 (Perkins Circulation Desk)



Unless otherwise specified on this page, this work is licensed under a [Creative Commons Attribution-NonCommercial-Share Alike 3.0 United States License](#).

Last modified July 10, 2009 2:58:19 PM EDT

[Hours](#)
[Directions & Maps](#)
[Contact Us](#)
[Staff Directory](#)

[Libraries](#)
[Collections](#)
[Departments](#)
[Center for
Instructional
Technology](#)

[News, Events, Exhibits](#)
[Projects & Plans](#)
[Perkins Renovation](#)
[Jobs](#)

[Duke Libraries](#) > [About Us](#) > [Library Assessment](#) > [Library Statistics](#) > [2007/2008](#)

Duke University Libraries, 2007/2008 ARL Statistics

Volumes

- 1) Volumes held June 30, 2008 5,950,442
 - a) Volumes held June 20, 2007 5,849,608
 - b) Volumes added during year 100,834
 - i) Volumes added during year -- Gross 105,419
 - ii) Volumes withdrawn during the year 4,585
- 2) Number of monographic volumes purchased 67,879
- 3) Basis of volume count is:
 - Bibliographic Main Library
 - Physical Law Library
 - Bibliographic Medical Center Library

Other Collections

Serials

- 4) Total number of current serial titles currently received, including periodicals 61,964
 - a) Number of serial titles currently purchased 46,469
 - i) Electronic serials purchased 35,376
 - ii) Print (and other format) serials 11,768
 - b) Number of serials titles currently received but not purchased 14,820
 - i) Consortial serials recieved but not purchased 0
 - ii) Electronic serials received but not purchased that are freely accessible 10,009
 - iii) Print (and other format) serials received but not purchased 422
 - iv) Government documents serials received but not purchased 4,389
- 5) Government documents are included in count of Current Serials:
 - No Main Library
 - No Law Library
 - No Medical Center Library

Other Library Materials

- 6) Microform units 4,313,350
- 7) Government documents not counted elsewhere 1,257,457
- 8) Computer files 61,520
- 9) Manuscripts and archives (linear ft) 55,103

Audiovisual Materials

- 10) Cartographic 132,901

- 11) Graphic 925,054
- 12) Audio 61,665
- 13) Film and video 76,203

Expenditures

- 14) Are the below figures in Canadian dollars?
 - No Main Library
 - No Law Library
 - No Medical Center Library

Library Materials

- 15) Total library materials \$16,507,634
 - a) Monographs \$5,413,023
 - b) Serials, including periodicals \$9,865,125
 - c) Other library materials \$74,168
 - d) Miscellaneous \$1,155,318
- 16) Contract Binding \$197,108

Salaries and Wages

- 17) Total salaries and wages \$16,443,967
 - a) Professional staff \$10,833,246
 - b) Support staff \$5,027,592
 - c) Student assistants \$583,129
- 18) Fringe benefits are included in expenditures for salaries and wages
 - No Main Library
 - No Law Library
 - No Medical Center Library
- 19) Other operating expenditures \$4,181,879
- 20) Total operating expenditures \$37,330,588

Electronic Materials Expenditures

- 21) One-time electronic resource purchases \$1,682,971
- 22) Ongoing electronic resource purchases \$6,318,112
- 23) Bibliographic utilities, networks, and consortia
 - a) From internal library sources \$314,281
 - b) From external sources \$2,969
- 24) Computer hardware and software \$1,242,884
- 25) Document delivery / Interlibrary loan \$55,582

Personnel

- 26) Total FTE Staff 363
 - a) Professional staff, FTE 185
 - b) Support staff, FTE 143

c) Student assistants, FTE 35

Staffed Service Points and Hours

27) Number of library service points 19

28) Number of weekly public service hours

161 Main Library

104 Law Library

86 Medical Center Library

Instruction

29) Number of library presentations to groups 1,186

a) Figure based on sampling?

No Main Library

No Law Library

No Medical Center Library

30) Number of total participants in group presentations 12,862

a) Figure based on sampling?

No Main Library

No Law Library

No Health Science Library

Reference

31) Number of reference transactions 137,488

a) Figure based on sampling?

Yes Main Library

Yes Law Library

No Medical Center Library

Circulation

32) Number of initial circulations (excluding reserves) 433,208

33) Total circulations (initial and renewals, excluding reserves) 642,487

Interlibrary Loans

34) Total number of filled requests for materials provided to other libraries 33,879

35) Total number of filled requests for materials received from other libraries or providers 30,179

Ph.D. Degrees and Faculty

36) Number of Ph.D.s awarded in FY 2008 352

37) Number of fields in which Ph.D.s can be awarded 44

38) Number of full-time instructional faculty in FY 2008 990

Enrollment -- Fall 2007 (totals)

39) Full-time students, undergraduate and graduate 13,005

40) Part-time students, undergraduate and graduate 297

41) Full-time graduate students 6,744

42) Part-time graduate students 283

Footnotes

1.a. Volumes held June 30, 2007 revised to 5,849,608.

1.b. Increase due to contrast with last years data. Last year the Medical Center Library and the Ford Business Library withdrew many

volumes.

4. Increase due to improved data compilation in this area this fiscal year.

4.b.ii. The increase is due to this data being unavailable last fiscal year. This is an estimate based on SFX data.

12. Increase due to increased collecting in this area.

15.a. Large increase in monographic expenditures is the result of extensive additional funding for FY08-12 from the University Strategic Investment Plan (SIP) for acquiring electronic journal back files and retrospective electronic collections.

15.c. Decrease due to decreased spending in this area.

19. Increase due to increased expenditures in this area including a computer hardware refresh for all staff members in the Main Library.

21. Decrease apparent because there was an increase in funding in this area due to Strategic Initiative Project funding supporting a one time purchase of electronic backfiles of serials.

22. The Main Library adopted an E-only exceptions policy for serials. The policy is available here:

<http://library.duke.edu/about/collections/eonly.html> This adoption resulted in a transferring many serial subscriptions from print to electronic.

23.a. Included are expenditures for four bibliographic utilities: SOLINET cataloging services, GOBI Plus (YBP); YBP cataloging records for approval, and RLG Union Catalog. Increase over FY06 due to omission of SOLINET charges in responses in previous years.

24. Increase due to increased expenditures in this area including a computer hardware refresh for all staff members in the Main Library.

25. Increase due to increased expenditures in this area.

29. Decrease due to decrease participation in this area this fiscal year.

35. Increase due to the creation of a shared consortia catalog available here: <http://search.trln.org/> resulting in increased borrowing between TRLN institutions.



[Alumni Portal](#) | [Divinity School Library](#) | [Ford Library](#) | [Goodson Law Library](#) | [Library Service Center](#) | [Lilly Library](#) | [Marine Lab Library](#) | [Medical Center Library](#) | [Mobile](#) | [Music Library](#) | [Perkins/Bostock Library](#) | [Rubenstein Library](#) | [The Link](#)

[Use and Reproduction](#) | [Privacy](#) | [Contact Us](#) | [Support the Duke Libraries](#) | [Jobs](#) | [Duke.edu](#)



ShareThis



919-660-5870
(Perkins Circulation Desk)

Unless otherwise specified on this page, this work is licensed under a [Creative Commons Attribution-NonCommercial-Share Alike 3.0 United States License](#).

Last modified April 8, 2010 2:24:24 PM EDT

[Hours](#)
[Directions & Maps](#)
[Contact Us](#)
[Staff Directory](#)

[Libraries](#)
[Collections](#)
[Departments](#)
[Center for
Instructional
Technology](#)

[News, Events, Exhibits](#)
[Projects & Plans](#)
[Perkins Renovation](#)
[Jobs](#)

[Duke Libraries](#) > [About Us](#) > [Library Assessment](#) > [Library Statistics](#) > [2007/2008](#)

Divinity School Library, 2007/2008 ARL Statistics

Volumes

- 1) Volumes held June 30, 2008 384,669
 - a) Volumes held June 20, 2007 377,209
 - b) Volumes added during year 7,460
 - i) Volumes added during year -- Gross 7,568
 - ii) Volumes withdrawn during the year 108
- 2) Number of monographic volumes purchased 6,084
- 3) Basis of volume count is: Bibliographic

Other Collections

Serials

- 4) Total number of current serial titles currently received, including periodicals (included in PLS data)
 - a) Number of serial titles currently purchased (included in PLS data)
 - i) Electronic serials purchased (included in PLS data)
 - ii) Print (and other format) serials (included in PLS data)
 - b) Number of serials titles currently received but not purchased (included in PLS data)
 - i) Electronic serials received but not purchased (included in PLS data)
 - ii) Print (and other format) serials received but not purchased (included in PLS data)
- 5) Government documents are included in count of Current Serials: no

Other Library Materials

- 6) Microform units 41,606
- 7) Government documents not counted elsewhere 0
- 8) Computer files 88
- 9) Manuscripts and archives (linear ft) 0

Audiovisual Materials

- 10) Cartographic 0
- 11) Graphic 0
- 12) Audio 0
- 13) Film and video 0

Expenditures

- 14) Are the below figures in Canadian dollars? no

Library Materials

- 15) Total library materials (included in PLS data)
 - a) Monographs (included in PLS data)
 - b) Serials, including periodicals (included in PLS data)
 - c) Other library materials (included in PLS data)
 - d) Miscellaneous (included in PLS data)
- 16) Contract Binding (included in PLS data)

Salaries and Wages

- 17) Total salaries and wages \$276,268
 - a) Professional staff \$183,266
 - b) Support staff \$73,245
 - c) Student assistants \$19,757
- 18) Fringe benefits are included in expenditures for salaries and wages no
- 19) Other operating expenditures \$91,505
- 20) Total operating expenditures \$367,773

Electronic Materials Expenditures

- 21) One-time electronic resource purchases (included in PLS data)
- 22) Ongoing electronic resource purchases (included in PLS data)
- 23) Bibliographic utilities, networks, and consortia
 - a) From internal library sources (included in PLS data)
 - b) From external sources (included in PLS data)
- 24) Computer hardware and software \$0
- 25) Document delivery / Interlibrary loan (included in PLS data)

Personnel

- 26) Total FTE Staff 6
 - a) Professional staff, FTE 3
 - b) Support staff, FTE 2
 - c) Student assistants, FTE 1

Staffed Service Points and Hours

- 27) Number of library service points 2
- 28) Number of weekly public service hours 85

Instruction

- 29) Number of library presentations to groups 32
 - a) Figure based on sampling? no
- 30) Number of total participants in group presentations 405

a) Figure based on sampling? [no](#)

Reference

31) Number of reference transactions [2,110](#)

a) Figure based on sampling? [no](#)

Circulation

32) Number of initial circulations (excluding reserves) [54,938](#)

33) Total circulations (initial and renewals, excluding reserves) [74,334](#)

Interlibrary Loans

34) Total number of filled requests for materials provided to other libraries [\(included in PLS data\)](#)

35) Total number of filled requests for materials received from other libraries or providers [\(included in PLS data\)](#)



[Alumni Portal](#) | [Divinity School Library](#) | [Ford Library](#) | [Goodson Law Library](#) | [Library Service Center](#) | [Lilly Library](#) | [Marine Lab Library](#) | [Medical Center Library](#) | [Mobile](#) | [Music Library](#) | [Perkins/Bostock Library](#) | [Rubenstein Library](#) | [The Link](#)

[Use and Reproduction](#) | [Privacy](#) | [Contact Us](#) | [Support the Duke Libraries](#) | [Jobs](#) | [Duke.edu](#)



919-660-5870
(Perkins Circulation Desk)

Unless otherwise specified on this page, this work is licensed under a [Creative Commons Attribution-NonCommercial-Share Alike 3.0 United States License](#).

Last modified July 10, 2009 2:58:21 PM EDT

[Hours](#)
[Directions & Maps](#)
[Contact Us](#)
[Staff Directory](#)

[Libraries](#)
[Collections](#)
[Departments](#)
[Center for
Instructional
Technology](#)

[News, Events, Exhibits](#)
[Projects & Plans](#)
[Perkins Renovation](#)
[Jobs](#)

[Duke Libraries](#) > [About Us](#) > [Library Assessment](#) > [Library Statistics](#) > [2007/2008](#)

Ford Library at the Fuqua School of Business, 2007/2008 ARL Statistics

Volumes

- 1) Volumes held June 30, 2008 [31,210](#)
 - a) Volumes held June 20, 2007 [29,716](#)
 - b) Volumes added during year [1,494](#)
 - i) Volumes added during year -- Gross [2,210](#)
 - ii) Volumes withdrawn during the year [716](#)
- 2) Number of monographic volumes purchased [952](#)
- 3) Basis of volume count is: [Physical](#)

Other Collections

Serials

- 4) Total number of current serial titles currently received, including periodicals [675](#)
 - a) Number of serial titles currently purchased [675](#)
 - i) Electronic serials purchased [675](#)
 - ii) Print (and other format) serials [ua](#)
 - b) Number of serials titles currently received but not purchased [ua](#)
 - i) Electronic serials received but not purchased [ua](#)
 - ii) Print (and other format) serials received but not purchased [ua](#)
- 5) Government documents are included in count of Current Serials: [No](#)

Other Library Materials

- 6) Microform units [432,184](#)
- 7) Government documents not counted elsewhere [0](#)
- 8) Computer files [290](#)
- 9) Manuscripts and archives (linear ft) [0](#)

Audiovisual Materials

- 10) Cartographic [0](#)
- 11) Graphic [0](#)
- 12) Audio [377](#)
- 13) Film and video [1,504](#)

Expenditures

14) Are the below figures in Canadian dollars? No

Library Materials

15) Total library materials \$1,156,760

a) Monographs \$76,968

b) Serials, including periodicals \$282,058

c) Other library materials \$8,788

d) Miscellaneous \$788,946

16) Contract Binding \$8,651

Salaries and Wages

17) Total salaries and wages \$498,714

a) Professional staff \$359,350

b) Support staff \$86,778

c) Student assistants \$52,586

18) Fringe benefits are included in expenditures for salaries and wages? No

19) Other operating expenditures \$10,887

20) Total operating expenditures \$1,675,012

Electronic Materials Expenditures

21) One-time electronic resource purchases ua

22) Ongoing electronic resource purchases \$788,946

23) Bibliographic utilities, networks, and consortia

a) From internal library sources \$0

b) From external sources \$2,969

24) Computer hardware and software \$0

25) Document delivery / Interlibrary loan \$0

Personnel

26) Total FTE Staff 12.60

a) Professional staff, FTE 5.80

b) Support staff, FTE 2.80

c) Student assistants, FTE 4

Staffed Service Points and Hours

27) Number of library service points 1

28) Number of weekly public service hours 101

Instruction

29) Number of library presentations to groups 26

a) Figure based on sampling? no

30) Number of total participants in group presentations 290

a) Figure based on sampling? no

Reference

31) Number of reference transactions 1,457

a) Figure based on sampling? no

Circulation

32) Number of initial circulations (excluding reserves) 15,413

33) Total circulations (initial and renewals, excluding reserves) 26,056

Interlibrary Loans

34) Total number of filled requests for materials provided to other libraries 164

35) Total number of filled requests for materials received from other libraries or providers 234



[Alumni Portal](#) | [Divinity School Library](#) | [Ford Library](#) | [Goodson Law Library](#) | [Library Service Center](#) | [Lilly Library](#) | [Marine Lab Library](#) | [Medical Center Library](#) | [Mobile](#) | [Music Library](#) | [Perkins/Bostock Library](#) | [Rubenstein Library](#) | [The Link](#)

[Use and Reproduction](#) | [Privacy](#) | [Contact Us](#) | [Support the Duke Libraries](#) | [Jobs](#) | [Duke.edu](#)



919-660-5870
(Perkins Circulation Desk)

Unless otherwise specified on this page, this work is licensed under a [Creative Commons Attribution-NonCommercial-Share Alike 3.0 United States License](#).

Last modified July 10, 2009 2:58:19 PM EDT

[Hours](#)
[Directions & Maps](#)
[Contact Us](#)
[Staff Directory](#)

[Libraries](#)
[Collections](#)
[Departments](#)
[Center for
Instructional
Technology](#)

[News, Events, Exhibits](#)
[Projects & Plans](#)
[Perkins Renovation](#)
[Jobs](#)

[Duke Libraries](#) > [About Us](#) > [Library Assessment](#) > [Library Statistics](#) > [2007/2008](#)

Law School Library, 2007/2008 ARL Statistics

Volumes

- 1) Volumes held June 30, 2008 [449,562](#)
 - a) Volumes held June 20, 2007 [442,021](#)
 - b) Volumes added during year [7,541](#)
 - i) Volumes added during year -- Gross [9,417](#)
 - ii) Volumes withdrawn during the year [1,876](#)
- 2) Number of monographic volumes purchased [2,909](#)
- 3) Basis of volume count is: [Physical](#)

Other Collections

Serials

- 4) Total number of current serial titles currently received, including periodicals [3,285](#)
 - a) Number of serial titles currently purchased [3,125](#)
 - i) Electronic serials purchased [36](#)
 - ii) Print (and other format) serials [3,089](#)
 - b) Number of serials titles currently received but not purchased [160](#)
 - i) Consortial serials received but not purchased [0](#)
 - ii) Electronic serials received but not purchased that are freely accessible [9](#)
 - iii) Print (and other format) serials received but not purchased [151](#)
 - iv) Government document serials [0](#)
- 5) Government documents are included in count of Current Serials [no](#)

Other Library Materials

- 6) Microform units [1,178,879](#)
- 7) Government documents not counted elsewhere [0](#)
- 8) Computer files [204](#)
- 9) Manuscripts and archives (linear ft) [86](#)

Audiovisual Materials

- 10) Cartographic [0](#)
- 11) Graphic [0](#)
- 12) Audio [274](#)
- 13) Film and video [341](#)

Expenditures

14) Are the below figures in Canadian dollars? no

Library Materials

15) Total library materials \$1,584,398

a) Monographs \$264,576

b) Serials, including periodicals \$1,193,905

c) Other library materials \$37,016

d) Miscellaneous \$88,901

16) Contract Binding \$18,535

Salaries and Wages

17) Total salaries and wages \$1,334,336

a) Professional staff \$918,391

b) Support staff \$386,999

c) Student assistants \$28,946

18) Fringe benefits are included in expenditures for salaries and wages no

19) Other operating expenditures \$87,665

20) Total operating expenditures \$3,024,934

Electronic Materials Expenditures

21) One-time electronic resource purchases ua

22) Ongoing electronic resource purchases \$188,467

23) Bibliographic utilities, networks, and consortia

a) From internal library sources \$4,598

b) From external sources \$0

24) Computer hardware and software \$23,484

25) Document delivery / Interlibrary loan \$7,364

Personnel

26) Total FTE Staff 28

a) Professional staff, FTE 12

b) Support staff, FTE 11

c) Student assistants, FTE 5

Staffed Service Points and Hours

27) Number of library service points 3

28) Number of weekly public service hours 104

Instruction

29) Number of library presentations to groups 90

a) Figure based on sampling? no

30) Number of total participants in group presentations 997

a) Figure based on sampling? no

Reference

31) Number of reference transactions 3,312

a) Figure based on sampling? yes

Circulation

32) Number of initial circulations (excluding reserves) 10,182

33) Total circulations (initial and renewals, excluding reserves) 16,077

Interlibrary Loans

34) Total number of filled requests for materials provided to other libraries 3

35) Total number of filled requests for materials received from other libraries or providers 2,192

Footnotes

34. Decrease due to the renovation of the library. ILL lending was suspended during this year until the renovation was completed.



[Alumni Portal](#) | [Divinity School Library](#) | [Ford Library](#) | [Goodson Law Library](#) | [Library Service Center](#) | [Lilly Library](#) | [Marine Lab Library](#) | [Medical Center Library](#) | [Mobile](#) | [Music Library](#) | [Perkins/Bostock Library](#) | [Rubenstein Library](#) | [The Link](#)

[Use and Reproduction](#) | [Privacy](#) | [Contact Us](#) | [Support the Duke Libraries](#) | [Jobs](#) | [Duke.edu](#)



919-660-5870
(Perkins Circulation Desk)

Unless otherwise specified on this page, this work is licensed under a [Creative Commons Attribution-NonCommercial-Share Alike 3.0 United States License](#).

Last modified July 10, 2009 2:58:19 PM EDT

[Hours](#)
[Directions & Maps](#)
[Contact Us](#)
[Staff Directory](#)

[Libraries](#)
[Collections](#)
[Departments](#)
[Center for
Instructional
Technology](#)

[News, Events, Exhibits](#)
[Projects & Plans](#)
[Perkins Renovation](#)
[Jobs](#)

[Duke Libraries](#) > [About Us](#) > [Library Assessment](#) > [Library Statistics](#) > [2007/2008](#)

Medical Center Library, 2007/2008 ARL Statistics

Volumes

- 1) Volumes held June 30, 2008 [300,305](#)
 - a) Volumes held June 20, 2007 [296,491](#)
 - b) Volumes added during year [3,814](#)
 - i) Volumes added during year -- Gross [4,115](#)
 - ii) Volumes withdrawn during the year [301](#)
- 2) Number of monographic volumes purchased [298](#)
- 3) Basis of volume count is: [Bibliographic](#)

Other Collections

Serials

- 4) Total number of current serial titles currently received, including periodicals [1,056](#)
 - a) Number of serial titles currently purchased [1,053](#)
 - i) Electronic serials purchased [922](#)
 - ii) Print (and other format) serials [131](#)
 - b) Number of serials titles currently received but not purchased [3](#)
 - i) Consortial serials received but not purchased [0](#)
 - ii) Electronic serials received but not purchased that are freely accessible [0](#)
 - iii) Print (and other format) serials received but not purchased [3](#)
 - iv) Government document serials received but not purchased [0](#)
- 5) Government documents are included in count of Current Serials [no](#)

Other Library Materials

- 6) Microform units [193](#)
- 7) Government documents not counted elsewhere [0](#)
- 8) Computer files [29,292](#)
- 9) Manuscripts and archives (linear ft) [11,482](#)

Audiovisual Materials

- 10) Cartographic [93](#)
- 11) Graphic [553,836](#)
- 12) Audio [1,240](#)
- 13) Film and video [2,858](#)

Expenditures

14) Are the below figures in Canadian dollars? no

Library Materials

- 15) Total library materials \$1,526,363
 - a) Monographs \$57,609
 - b) Serials, including periodicals \$1,341,174
 - c) Other library materials \$28,364
 - d) Miscellaneous \$99,216
- 16) Contract Binding \$3,612

Salaries and Wages

- 17) Total salaries and wages \$1,897,144
 - a) Professional staff \$1,225,233
 - b) Support staff \$671,911
 - c) Student assistants \$0
- 18) Fringe benefits are included in expenditures for salaries and wages no
- 19) Other operating expenditures \$522,452
- 20) Total operating expenditures \$3,949,571

Electronic Materials Expenditures

- 21) One-time electronic resource purchases ua
- 22) Ongoing electronic resource purchases \$1,216,650
- 23) Bibliographic utilities, networks, and consortia
 - a) From internal library sources \$78,100
 - b) From external sources \$0
- 24) Computer hardware and software \$29,935
- 25) Document delivery / Interlibrary loan \$3,477

Personnel

- 26) Total FTE Staff 38.25
 - a) Professional staff, FTE 23.50
 - b) Support staff, FTE 14.75
 - c) Student assistants, FTE 0

Staffed Service Points and Hours

- 27) Number of library service points 3
- 28) Number of weekly public service hours 86

Instruction

- 29) Number of library presentations to groups 545

a) Figure based on sampling? no

30) Number of total participants in group presentations 4,008

a) Figure based on sampling? no

Reference

31) Number of reference transactions 9,767

a) Figure based on sampling? no

Circulation

32) Number of initial circulations (excluding reserves) 14,202

33) Total circulations (initial and renewals, excluding reserves) 21,056

Interlibrary Loans

34) Total number of filled requests for materials provided to other libraries 11,997

35) Total number of filled requests for materials received from other libraries or providers 2,017



[Alumni Portal](#) | [Divinity School Library](#) | [Ford Library](#) | [Goodson Law Library](#) | [Library Service Center](#) | [Lilly Library](#) | [Marine Lab Library](#) | [Medical Center Library](#) | [Mobile](#) | [Music Library](#) | [Perkins/Bostock Library](#) | [Rubenstein Library](#) | [The Link](#)

[Use and Reproduction](#) | [Privacy](#) | [Contact Us](#) | [Support the Duke Libraries](#) | [Jobs](#) | [Duke.edu](#)



919-660-5870
(Perkins Circulation Desk)

Unless otherwise specified on this page, this work is licensed under a [Creative Commons Attribution-NonCommercial-Share Alike 3.0 United States License](#).

Last modified July 10, 2009 2:58:20 PM EDT

[Hours](#)
[Directions & Maps](#)
[Contact Us](#)
[Staff Directory](#)

[Libraries](#)
[Collections](#)
[Departments](#)
[Center for
Instructional
Technology](#)

[News, Events, Exhibits](#)
[Projects & Plans](#)
[Perkins Renovation](#)
[Jobs](#)

[Duke Libraries](#) > [About Us](#) > [Library Assessment](#) > [Library Statistics](#) > [2007/2008](#)

Perkins Library System, 2007/2008 ARL Statistics

Volumes

- 1) Volumes held June 30, 2008 [4,784,696](#)
 - a) Volumes held June 20, 2007 [4,704,171](#)
 - b) Volumes added during year [80,525](#)
 - i) Volumes added during year -- Gross [82,109](#)
 - ii) Volumes withdrawn during the year [1,584](#)
- 2) Number of monographic volumes purchased [63,727](#)
- 3) Basis of volume count is: [Bibliographic](#)

Other Collections

Serials

- 4) Total number of current serial titles currently received, including periodicals [56,948](#)
 - a) Number of serial titles currently purchased [45,511](#)
 - i) Electronic serials purchased [33,743](#)
 - ii) Print (and other format) serials [11,768](#)
 - b) Number of serials titles currently received but not purchased [ua](#)
 - i) Electronic serials received but not purchased [ua](#)
 - ii) Print (and other format) serials received but not purchased [ua](#)
- 5) Government documents are included in count of Current Serials: [no](#)

Other Library Materials

- 6) Microform units [2,660,488](#)
- 7) Government documents not counted elsewhere [1,257,457](#)
- 8) Computer files [31,646](#)
- 9) Manuscripts and archives (linear ft) [43,535](#)

Audiovisual Materials

- 10) Cartographic [132,808](#)
- 11) Graphic [371,218](#)
- 12) Audio [59,774](#)
- 13) Film and video [71,500](#)

Expenditures

- 14) Are the below figures in Canadian dollars? [no](#)

Library Materials

- 15) Total library materials \$12,240,113
 - a) Monographs \$5,013,870
 - b) Serials, including periodicals \$7,047,988
 - c) Other library materials ua
 - d) Miscellaneous \$178,255
- 16) Contract Binding \$166,310

Salaries and Wages

- 17) Total salaries and wages \$12,437,505
 - a) Professional staff \$8,147,006
 - b) Support staff \$3,808,659
 - c) Student assistants \$481,840
- 18) Fringe benefits are included in expenditures for salaries and wages no
- 19) Other operating expenditures \$3,469,370
- 20) Total operating expenditures \$28,313,298

Electronic Materials Expenditures

- 21) One-time electronic resource purchases \$1,682,971
- 22) Ongoing electronic resource purchases \$4,124,049
- 23) Bibliographic utilities, networks, and consortia \$231,583
 - a) From internal library sources \$231,583
 - b) From external sources \$0
- 24) Computer hardware and software \$1,189,465
- 25) Document delivery / Interlibrary loan \$44,741

Personnel

- 26) Total FTE Staff 278
 - a) Professional staff, FTE 141
 - b) Support staff, FTE 112
 - c) Student assistants, FTE 25

Staffed Service Points and Hours

- 27) Number of library service points 10
- 28) Number of weekly public service hours
161 Main Library

Instruction

- 29) Number of library presentations to groups 493
 - a) Figure based on sampling? no

30) Number of total participants in group presentations 7,162a) Figure based on sampling? no**Reference**31) Number of reference transactions 120,842a) Figure based on sampling? yes**Circulation**32) Number of initial circulations (excluding reserves) 338,47333) Total circulations (initial and renewals, excluding reserves) 504,964**Interlibrary Loans**34) Total number of filled requests for materials provided to other libraries 21,71535) Total number of filled requests for materials received from other libraries or providers 25,736**Ph.D. Degrees and Faculty**36) Number of Ph.D.s awarded in FY 2008 35237) Number of fields in which Ph.D.s can be awarded 4438) Number of full-time instructional faculty in FY 2008 990**Enrollment -- Fall 2007 (totals)**39) Full-time students, undergraduate and graduate 13,00540) Part-time students, undergraduate and graduate 29741) Full-time graduate students 6,74442) Part-time graduate students 283**Footnotes**

4. Increase due to improved data compilation in this area this fiscal year.

12. Increase due to increased collecting in this area.

21. Decrease apparent because there was an increase in funding in this area due to Strategic Initiative Project funding supporting a one time purchase of electronic backfiles of serials.

22. The Main Library adopted an E-only exceptions policy for serials. The policy is available here:

<http://library.duke.edu/about/collections/eonly.html> This adoption resulted in a transferring many serial subscriptions from print to electronic.

24. Increase due to increased expenditures in this area including a computer hardware refresh for all staff members in the Main Library.

25. Increase due to increased expenditures in this area.

29. Decrease due to decrease participation in this area this fiscal year.

35. Increase due to the creation of a shared consortia catalog available here: <http://search.trln.org/> resulting in increased borrowing between TRLN institutions.

Alumni Portal | Divinity School Library | Ford Library | Goodson Law Library | Library Service Center | Lilly Library | Marine Lab Library |
 Medical Center Library | Mobile | Music Library | Perkins/Bostock Library | Rubenstein Library | The Link

Use and Reproduction | Privacy | Contact Us | Support the Duke Libraries | Jobs | Duke.edu




919-660-5870
 (Perkins Circulation Desk)

Unless otherwise specified on this page, this work is licensed under a
[Creative Commons Attribution-NonCommercial-Share Alike 3.0 United States License](http://creativecommons.org/licenses/by-nc-sa/3.0/).

Last modified April 8, 2010 2:25:22 PM EDT

[Hours](#)
[Directions & Maps](#)
[Contact Us](#)
[Staff Directory](#)

[Libraries](#)
[Collections](#)
[Departments](#)
[Center for
Instructional
Technology](#)

[News, Events, Exhibits](#)
[Projects & Plans](#)
[Perkins Renovation](#)
[Jobs](#)

[Duke Libraries](#) > [About Us](#) > [Library Assessment](#) > [Library Statistics](#) > [2007/2008](#)

ARL Supplementary Statistics Survey, 2007/2008

Number of Networked Electronic Resources:

- 1) Number of electronic journals purchased 34,398
- 2) Number of electronic "full-text" journals purchased 12,302
- 3) Number of electronic journals not purchased 4,477
- 4) Number of electronic reference sources 298
- 5) Number of electronic books 58,802

Expenditures for Networked Electronic Resources

- 6) Expenditures reported in Canadian dollars?
 - No Main Library
 - No Law Library
 - No Health Science Library
- 7) Expenditures for current electronic journals purchased \$800,990
- 8) Expenditures for electronic "full-text" journals \$1,251,451
- 9) Expenditures for electronic reference sources \$1,877,291
- 10) Expenditures for electronic books \$276,500

Use of Networked Electronic Resources and Services

- 11) Number of virtual reference transactions 9,828
- 12) Does your library offer federated searching across networked electronic resources?
 - Yes Main Library
 - Yes Law Library
 - Yes Health Science Library
- 13) Number of sessions (logins) to databases or services 0
 - a) Number of resources for which you are reporting 50,000
- 14) Number of searches (queries) in databases or services 0
 - a) Number of resources for which you are reporting 50,000
- 15) Number of successful full-text article requests 0
 - a) Number of resources for which you are reporting 50,000
- 16) Number of virtual visits
 - a) Number of virtual visits to library's website 20,049,102

b) Number of virtual visits to library's catalog 11,478

c) Excludes virtual visits from inside the library?

No Main Library

No Law Library

No Health Science Library

Library Digitization Activities

17) Number and Size of Library Digital Collections

a) Number of Collections 19

b) Size (in megabytes) 18,281

c) Items 48,408

18) Use of Library Digital Collections

a) Number of times items accessed 307,757

b) Number of queries conducted 330

19) Direct cost of digital collections construction and management

a) Direct cost of personnel \$185,323

b) Direct cost of equipment, software or contracted services \$17,600

20) Volumes Held Collectively 0

Footnotes

#7: Actual amount is higher. Perkins Library System data omitted.

#13, 14 & 15: Items answered with a 0 indicate responses that cannot be accurately answered given the definitions supplied in the questionnaire. Any other response would not truly represent accurate statistics or values related to digital collections at Duke.

#13a, 14a & 15a: Approximate amount.

#16a: Actual amount is higher. Perkins Library System and Law Library data omitted.

#16b: Actual amount is higher, only the Medical Center Library was able to provide this data.

#18a & 18b: Actual amount is higher, only the Medical Center Library was able to provide this data.



[Alumni Portal](#) | [Divinity School Library](#) | [Ford Library](#) | [Goodson Law Library](#) | [Library Service Center](#) | [Lilly Library](#) | [Marine Lab Library](#) | [Medical Center Library](#) | [Mobile](#) | [Music Library](#) | [Perkins/Bostock Library](#) | [Rubenstein Library](#) | [The Link](#)

[Use and Reproduction](#) | [Privacy](#) | [Contact Us](#) | [Support the Duke Libraries](#) | [Jobs](#) | [Duke.edu](#)



919-660-5870
(Perkins Circulation Desk)

Unless otherwise specified on this page, this work is licensed under a [Creative Commons Attribution-Noncommercial-Share Alike 3.0 United States License](#).

Last modified July 10, 2009 2:58:20 PM EDT

Hours
Directions & Maps
Contact Us
Staff Directory

Libraries
Collections
Departments
Center for
Instructional
Technology

News, Events, Exhibits
Projects & Plans
Perkins Renovation
Jobs

[Duke Libraries](#) > [About Us](#) > [Library Assessment](#) > [Library Statistics](#) > [2007/2008](#)

ARL Preservation Statistics Statistics Survey, 2007/2008 (All Duke Libraries)

Administration:

- 1) Does the library have a preservation administrator?

Yes Main Library

Yes Law Library

No Health Science Library

- 2) If yes, what percentage of the administrator's total job assignment is dedicated to preservation activities and preservation program management?

100% Main Library

25% Law Library

- 3) If yes, what is the job title of the person to whom the preservation administrator reports?

Associate University Librarian for Collections Services & Director of the Rare Book, Manuscript, and Special Collections Library

- 4) If the library has a preservation administrator who supervises staff, how many staff are in the preservation unit (including the preservation administrator)? 12.30

a) Professional Staff FTE 5.45

b) Support Staff FTE 5.50

c) Student Assistants FTE 1.35

- 5) How many staff are engaged in preservation activities library-wide (including staff reported in item 4 above)? 13.01

a) Professional Staff FTE 5.48

b) Support Staff FTE 6.18

c) Student Assistants FTE 1.35

Expenditures

- 6) Expenditures reported in Canadian dollars?

No Main Library

No Law Library

No Health Science Library

- 7) Salaries and wages for staff engaged in preservation activities (as reported in line 5 above) \$430,937

a) Professional Staff \$202,564

- b) Support Staff \$212,848
- c) Student Assistants \$15,525
- 8) Contract expenditures \$220,073
 - a) Contract Conservation \$13,038
 - b) Contract commercial binding (related to line 16 on the 2004-2005 ARL Statistics questionnaire; see instructions) \$197,108
 - c) Contract preservation photocopying \$0
 - d) Contract preservation microfilming \$5,529
 - e) Other contract expenditures \$4,398
- 9) Preservation supplies \$74,024
- 10) Preservation equipment \$203
- 11) Total library expenditures \$790,935
- 12) Total preservation expenditures that came from external sources \$445

Treatment and Reformatting

Conservation Treatment

- 13) Number of volumes/pamphlets given conservation treatment 4,400
 - a) Volumes/pamphlets given Level 1 treatment 3,531
 - b) Volumes/pamphlets given Level 2 treatment 804
 - c) Volumes/pamphlets given Level 3 treatment 65
- 14) Number of unbound sheets given conservation treatment 593
- 15) Number of bound volumes/pamphlets mass deacidified 0
- 16) Number of linear feet of unbound papers mass deacidified 0
- 17) Number of photographs and non-paper items given conservation treatment (e.g., audio tapes, motion picture film) 16
- 18) Number of custom-fitted protective enclosures constructed 6,374

Commercial Binding

- 19) Number of volumes commercially bound 25,882

Preservation Reformatting

- 20) Number of bound volumes/pamphlets reformatted in their entirety
 - a) Photocopied 15
 - b) Microfilmed 0
 - c) Digitized 15
- 21) Number of single unbound sheets reformatted (e.g., one side of one manuscript page, one map)
 - a) Photocopied 0
 - b) Microfilmed 0
 - c) Digitized 197

22) Number of photographs and non-paper items reformatted (e.g., audio tapes, motion picture film)

a) By analog means 0


b) By digital means 11,182



[Alumni Portal](#) | [Divinity School Library](#) | [Ford Library](#) | [Goodson Law Library](#) | [Library Service Center](#) | [Lilly Library](#) | [Marine Lab Library](#) | [Medical Center Library](#) | [Mobile](#) | [Music Library](#) | [Perkins/Bostock Library](#) | [Rubenstein Library](#) | [The Link](#)

[Use and Reproduction](#) | [Privacy](#) | [Contact Us](#) | [Support the Duke Libraries](#) | [Jobs](#) | [Duke.edu](#)



 919-660-5870
(Perkins Circulation Desk)

Unless otherwise specified on this page, this work is licensed under a [Creative Commons Attribution-NonCommercial-Share Alike 3.0 United States License](#).

Last modified July 10, 2009 2:58:20 PM EDT

[Hours](#)
[Directions & Maps](#)
[Contact Us](#)
[Staff Directory](#)

[Libraries](#)
[Collections](#)
[Departments](#)
[Center for Instructional Technology](#)

[News, Events, Exhibits](#)
[Projects & Plans](#)
[Perkins Renovation](#)
[Jobs](#)

[Duke Libraries](#) > [About Us](#) > [Library Assessment](#) > [Library Statistics](#) > [2007/2008](#)

Volume Count: All Duke Libraries 2007/2008

Library	Total in Library 6-30-07	Volumes Added Gross	2008 Total
B-ES	215,345	2,834	218,179
Div. Sch.	377,209	7,460	384,669
D.M.L.	28,164	388	28,552
Lilly	328,762	6,663	335,425
Music	125,959	1,096	127,055
Perkins/Bostock	3,668,708	64,677	3,733,385
Special Coll.	216,978	3,387	220,365
E-books	120,255	1,480	121,735
Fuqua	29,716	1,494	31,210
Law	442,021	7,541	449,562
Med. Ctr.	296,491	3,814	300,305
Total	5,849,608	100,834	5,950,442

Footnotes

*The Vesic Library for Engineering, Mathematics, and Physics closed on June 13, 2008. This collection was consolidated into the Perkins/Bostock Library.




[Alumni Portal](#) | [Divinity School Library](#) | [Ford Library](#) | [Goodson Law Library](#) | [Library Service Center](#) | [Lilly Library](#) | [Marine Lab Library](#) | [Medical Center Library](#) | [Mobile](#) | [Music Library](#) | [Perkins/Bostock Library](#) | [Rubenstein Library](#) | [The Link](#)

[Use and Reproduction](#) | [Privacy](#) | [Contact Us](#) | [Support the Duke Libraries](#) | [Jobs](#) | [Duke.edu](#)







 919-660-5870
 (Perkins Circulation Desk)

Unless otherwise specified on this page, this work is licensed under a [Creative Commons Attribution-NonCommercial-Share Alike 3.0 United States License](#).

Last modified July 10, 2009 2:58:20 PM EDT

[Hours](#)
[Directions & Maps](#)
[Contact Us](#)
[Staff Directory](#)

[Libraries](#)
[Collections](#)
[Departments](#)
[Center for Instructional Technology](#)

[News, Events, Exhibits](#)
[Projects & Plans](#)
[Perkins Renovation](#)
[Jobs](#)

[Duke Libraries](#) > [About Us](#) > [Library Assessment](#) > [Library Statistics](#) > **2007/2008**

Manuscripts, Duke Libraries 6/30/2008

Library	Manuscripts
Law	46,182
Medical Center	6,165,834
Perkins, Special Collections	18,226,854
Perkins, University Archives	5,151,441
Total	29,590,311



[Alumni Portal](#) | [Divinity School Library](#) | [Ford Library](#) | [Goodson Law Library](#) | [Library Service Center](#) | [Lilly Library](#) | [Marine Lab Library](#) | [Medical Center Library](#) | [Mobile](#) | [Music Library](#) | [Perkins/Bostock Library](#) | [Rubenstein Library](#) | [The Link](#)

[Use and Reproduction](#) | [Privacy](#) | [Contact Us](#) | [Support the Duke Libraries](#) | [Jobs](#) | [Duke.edu](#)



919-660-5870
(Perkins Circulation Desk)

Unless otherwise specified on this page, this work is licensed under a [Creative Commons Attribution-NonCommercial-Share Alike 3.0 United States License](#).

Last modified July 10, 2009 2:58:21 PM EDT

[Hours](#)
[Directions & Maps](#)
[Contact Us](#)
[Staff Directory](#)

[Libraries](#)
[Collections](#)
[Departments](#)
[Center for
Instructional
Technology](#)

[News, Events, Exhibits](#)
[Projects & Plans](#)
[Perkins Renovation](#)
[Jobs](#)

[Duke Libraries](#) > [About Us](#) > [Library Assessment](#) > [Library Statistics](#) > [2007/2008](#)

Duke Libraries, Government Documents: June 30, 2008

Library	Number
Fuqua	0
Law	0
Med. Ctr.	0
Perkins	1,261,846
Total	1,261,846



[Alumni Portal](#) | [Divinity School Library](#) | [Ford Library](#) | [Goodson Law Library](#) | [Library Service Center](#) | [Lilly Library](#) | [Marine Lab Library](#) | [Medical Center Library](#) | [Mobile](#) | [Music Library](#) | [Perkins/Bostock Library](#) | [Rubenstein Library](#) | [The Link](#)

[Use and Reproduction](#) | [Privacy](#) | [Contact Us](#) | [Support the Duke Libraries](#) | [Jobs](#) | [Duke.edu](#)



919-660-5870
(Perkins Circulation Desk)

Unless otherwise specified on this page, this work is licensed under a [Creative Commons Attribution-NonCommercial-Share Alike 3.0 United States License](#).

Last modified July 10, 2009 2:58:20 PM EDT



[Hours](#)
[Directions & Maps](#)
[Contact Us](#)
[Staff Directory](#)

[Libraries](#)
[Collections](#)
[Departments](#)
[Center for Instructional Technology](#)

[News, Events, Exhibits](#)
[Projects & Plans](#)
[Perkins Renovation](#)
[Jobs](#)

[Duke Libraries](#) > [About Us](#) > [Library Assessment](#) > [Library Statistics](#) > [2007/2008](#)

Other Format Holdings, Duke University Libraries 6/30/2008


Library	Computer					
	Audio	Files	Graphic	Maps	Microforms	Video/Film
Divinity School	0	88	0	0	41,606	0
Ford Business	377	290	0	0	432,184	1,504
Law	274	204	0	0	1,178,879	341
Medical Center	1,240	29,292	553,836	93	193	2,858
Perkins System	51,301	63,725	371,215	132,808	2,660,448	70,065
Total	53,192	93,599	925,051	132,901	4,313,350	74,768



[Alumni Portal](#) | [Divinity School Library](#) | [Ford Library](#) | [Goodson Law Library](#) | [Library Service Center](#) | [Lilly Library](#) | [Marine Lab Library](#) | [Medical Center Library](#) | [Mobile](#) | [Music Library](#) | [Perkins/Bostock Library](#) | [Rubenstein Library](#) | [The Link](#)

[Use and Reproduction](#) | [Privacy](#) | [Contact Us](#) | [Support the Duke Libraries](#) | [Jobs](#) | [Duke.edu](#)



 919-660-5870
 (Perkins Circulation Desk)

 [ShareThis](#)



Unless otherwise specified on this page, this work is licensed under a [Creative Commons Attribution-NonCommercial-Share Alike 3.0 United States License](#).

Last modified July 10, 2009 2:58:20 PM EDT