

Hours
Directions & Maps
Contact Us
Staff Directory

Libraries
Collections
Departments
Center for
Instructional
Technology

News, Events, Exhibits
Projects & Plans
Perkins Renovation
Jobs

[Duke Libraries](#) > [About Us](#) > [Library Assessment](#) > [Library Statistics](#) > 2008/2009

Statistics: Duke University Libraries

Association of Research Libraries (ARL) Statistics 2008/2009

[Summary of 2008/2009 Statistics](#)
[All Duke Libraries](#)
[Divinity School Library](#)
[Ford Library at the Fuqua School of Business](#)
[Law School Library](#)
[Medical Center Library](#)
[Perkins Library System](#)

[Supplementary Statistics: All Duke Libraries](#)
[Preservation Statistics: All Duke Libraries](#)

Growth and Holdings

[Volume count breakdown by library 2008/2009](#)
[Manuscripts 2008/2009](#)
[Government Documents 2008/2009](#)
[Other Formats 2008/2009](#)

Library Statistics

[2009/2010](#)
[2008/2009](#)
[2007/2008](#)
[2006/2007](#)
[2005/2006](#)
[2004/2005](#)
[2003/2004](#)
[2002/2003](#)
[2001/2002](#)
[2000/2001](#)

ARL Information

[ARL Instructions](#)
[ARL Ranking & Statistics](#)
[ARL Graphics & Tables](#)
[ARL Program](#)

Questions?

Contact **Yvonne
Belanger**
yvonne.belanger@duke.edu

(919) 660-6936



[Alumni Portal](#) | [Divinity School Library](#) | [Ford Library](#) | [Goodson Law Library](#) | [Library Service Center](#) | [Lilly Library](#) | [Marine Lab Library](#) |
[Medical Center Library](#) | [Mobile](#) | [Music Library](#) | [Perkins/Bostock Library](#) | [Rubenstein Library](#) | [The Link](#)

[Use and Reproduction](#) | [Privacy](#) | [Contact Us](#) | [Support the Duke Libraries](#) | [Jobs](#) | [Duke.edu](#)



919-660-5870
(Perkins Circulation Desk)

Unless otherwise specified on this page, this work is licensed under a [Creative Commons Attribution-Noncommercial-Share Alike 3.0 United States License](#).

Last modified March 15, 2011 10:42:03 AM EDT

[Hours](#)
[Directions & Maps](#)
[Contact Us](#)
[Staff Directory](#)

[Libraries](#)
[Collections](#)
[Departments](#)
[Center for Instructional Technology](#)

[News, Events, Exhibits Projects & Plans](#)
[Perkins Renovation Jobs](#)

[Duke Libraries](#) > [About Us](#) > [Library Assessment](#) > [Library Statistics](#) > [2008/2009](#)

2009 Duke University Libraries Summary Statistics

	2008/2009	2007/2008	Change	%
Volumes held	6,073,696	5,950,442	123,254	2.07
Total Circulations	681,640	642,487	39,153	6.09
Reference Transactions	131,763	137,488	-5,725	-4.61
ILL Provided	35,589	33,879	1,710	5.05
ILL Received	29,378	30,179	-801	-2.65
Monographic Vols Purchased	72,142	67,879	4,263	6.28
Library Staff	348	363	-15	-4.31
Salaries & Wages	\$17,278,906	\$16,443,967	\$834,939	5.08
Materials Expenditures	\$16,451,465	\$16,507,634	-\$56,169	-0.34
Total Library Expenditures	\$37,855,231	\$37,330,588	\$524,643	1.41




[Alumni Portal](#) | [Divinity School Library](#) | [Ford Library](#) | [Goodson Law Library](#) | [Library Service Center](#) | [Lilly Library](#) | [Marine Lab Library](#) | [Medical Center Library](#) | [Mobile](#) | [Music Library](#) | [Perkins/Bostock Library](#) | [Rubenstein Library](#) | [The Link](#)

[Use and Reproduction](#) | [Privacy](#) | [Contact Us](#) | [Support the Duke Libraries](#) | [Jobs](#) | [Duke.edu](#)







 919-660-5870
 (Perkins Circulation Desk)

Unless otherwise specified on this page, this work is licensed under a [Creative Commons Attribution-NonCommercial-Share Alike 3.0 United States License](#).

Last modified April 8, 2010 1:00:29 PM EDT



Hours
Directions & Maps
Contact Us
Staff Directory

Libraries
Collections
Departments
Center for
Instructional
Technology

News, Events, Exhibits
Projects & Plans
Perkins Renovation
Jobs

[Duke Libraries](#) > [About Us](#) > [Library Assessment](#) > [Library Statistics](#) > [2008/2009](#)

Duke University Libraries, 2008/2009 ARL Statistics

Volumes

- 1) Volumes held June 30, 2009 6,073,696
 - a) Volumes held June 30, 2008 5,976,433
 - b) Volumes added during year 97,263
 - i) Volumes added during year -- Gross 156,138
 - ii) Volumes withdrawn during the year 58,875
- 2) Number of monographic volumes purchased 72,142
- 3) Basis of volume count is:
 - Bibliographic Main Library
 - Physical Law Library
 - Bibliographic Medical Center Library

Other Collections

Serials

- 4) Total number of current serial titles currently received, including periodicals 91,695
 - a) Number of serial titles currently purchased 56,884
 - i) Electronic serials purchased 45,785
 - ii) Print (and other format) serials 11,099
 - b) Number of serials titles currently received but not purchased 34,566
 - i) Consortial serials recieved but not purchased 3,281
 - ii) Electronic serials received but not purchased that are freely accessible 29,482
 - iii) Print (and other format) serials received but not purchased 396
 - iv) Government documents serials received but not purchased 1,407
- 5) Government documents are included in count of Current Serials:
 - No Main Library
 - Yes Law Library
 - No Medical Center Library

Other Library Materials

- 6) Microform units 4,359,354
- 7) Government documents not counted elsewhere 1,258,224
- 8) Computer files 40,440
- 9) Manuscripts and archives (linear ft) 57,246

Audiovisual Materials

- 10) Cartographic 132,961

- 11) Graphic 927,639
- 12) Audio 66,210
- 13) Film and video 81,517

Expenditures

- 14) Are the below figures in Canadian dollars?
 - No Main Library
 - No Law Library
 - No Medical Center Library

Library Materials

- 15) Total library materials \$16,451,465
 - a) Monographs \$4,320,632
 - b) Serials, including periodicals \$10,453,502
 - c) Other library materials \$138,826
 - d) Miscellaneous \$1,538,505
- 16) Contract Binding \$184,250

Salaries and Wages

- 17) Total salaries and wages \$17,278,906
 - a) Professional staff \$11,612,246
 - b) Support staff \$5,081,288
 - c) Student assistants \$585,372
- 18) Fringe benefits are included in expenditures for salaries and wages
 - No Main Library
 - No Law Library
 - No Medical Center Library
- 19) Other operating expenditures \$4,099,020
- 20) Total operating expenditures \$37,855,231

Electronic Materials Expenditures

- 21) One-time electronic resource purchases \$655,097
- 22) Ongoing electronic resource purchases \$7,640,753
- 23) Bibliographic utilities, networks, and consortia
 - a) From internal library sources \$373,851
 - b) From external sources \$1,011
- 24) Computer hardware and software \$522,095
- 25) Document delivery / Interlibrary loan \$55,991

Personnel

- 26) Total FTE Staff 348
 - a) Professional staff, FTE 183
 - b) Support staff, FTE 131

c) Student assistants, FTE 34

Staffed Service Points and Hours

27) Number of library service points 18

28) Number of weekly public service hours

155 Main Library

104 Law Library

78 Medical Center Library

Instruction

29) Number of library presentations to groups 1,041

a) Figure based on sampling?

No Main Library

No Law Library

No Medical Center Library

30) Number of total participants in group presentations 12,979

a) Figure based on sampling?

No Main Library

No Law Library

No Health Science Library

Reference

31) Number of reference transactions 131,763

a) Figure based on sampling?

Yes Main Library

Yes Law Library

No Medical Center Library

Circulation

32) Number of initial circulations (excluding reserves) 465,947

33) Total circulations (initial and renewals, excluding reserves) 681,640

Interlibrary Loans

34) Total number of filled requests for materials provided to other libraries 35,589

35) Total number of filled requests for materials received from other libraries or providers 29,378

Ph.D. Degrees and Faculty

36) Number of Ph.D.s awarded in FY 2008-09 378

37) Number of fields in which Ph.D.s can be awarded 46

38) Number of full-time instructional faculty in FY 2008-09 1,033

Enrollment -- Fall 2008 (totals)

39) Full-time students, undergraduate and graduate 13,457

40) Part-time students, undergraduate and graduate 378

41) Full-time graduate students 7,117

42) Part-time graduate students 336

Footnotes

1.b.ii. Increase due the Medical Center Library withdrawing over 50,000 volumes from their collection.

4., 4.a. & 4.b. Increase due to the library including many titles that were excluded previously, due to better data gathering methods this year.


- 8. Decrease due to reporting some Computer Files as Digital Collections this year, in Sup. no.10.
- 15.a. Decrease apparent because in past fiscal years Strategic Initiative Funding supplemented the Collections Budget. This funding has decreased in FY09.
- 15.c. Increase due to increased expenditures in this area.
- 21. Decrease apparent because in past fiscal years Strategic Initiative Funding supplemented the Collections Budget. This funding has decreased in FY09.
- 24. Decrease apparent because in past fiscal years hardware was refreshed for all library staff and for library patrons during renovations. This hardware replacement cycle did not occur to the same degree in FY09.
- 40 & 42. These numbers fluctuate annually based on normal enrollment fluctuation in various academic departments.



[Alumni Portal](#) | [Divinity School Library](#) | [Ford Library](#) | [Goodson Law Library](#) | [Library Service Center](#) | [Lilly Library](#) | [Marine Lab Library](#) | [Medical Center Library](#) | [Mobile](#) | [Music Library](#) | [Perkins/Bostock Library](#) | [Rubenstein Library](#) | [The Link](#)

[Use and Reproduction](#) | [Privacy](#) | [Contact Us](#) | [Support the Duke Libraries](#) | [Jobs](#) | [Duke.edu](#)



 919-660-5870
(Perkins Circulation Desk)

Unless otherwise specified on this page, this work is licensed under a [Creative Commons Attribution-NonCommercial-Share Alike 3.0 United States License](#).

Last modified April 8, 2010 12:18:45 PM EDT

[Hours](#)
[Directions & Maps](#)
[Contact Us](#)
[Staff Directory](#)

[Libraries](#)
[Collections](#)
[Departments](#)
[Center for
Instructional
Technology](#)

[News, Events, Exhibits](#)
[Projects & Plans](#)
[Perkins Renovation](#)
[Jobs](#)

[Duke Libraries](#) > [About Us](#) > [Library Assessment](#) > [Library Statistics](#) > [2008/2009](#)

Divinity School Library, 2008/2009 ARL Statistics

Volumes

- 1) Volumes held June 30, 2009 392,134
 - a) Volumes held June 30, 2008 384,669
 - b) Volumes added during year 7,465
 - i) Volumes added during year -- Gross 7,466
 - ii) Volumes withdrawn during the year 1
- 2) Number of monographic volumes purchased 6,675
- 3) Basis of volume count is: Bibliographic

Other Collections

Serials

- 4) Total number of current serial titles currently received, including periodicals (included in PLS data)
 - a) Number of serial titles currently purchased (included in PLS data)
 - i) Electronic serials purchased (included in PLS data)
 - ii) Print (and other format) serials (included in PLS data)
 - b) Number of serials titles currently received but not purchased (included in PLS data)
 - i) Electronic serials received but not purchased (included in PLS data)
 - ii) Print (and other format) serials received but not purchased (included in PLS data)
- 5) Government documents are included in count of Current Serials: no

Other Library Materials

- 6) Microform units 42,451
- 7) Government documents not counted elsewhere 0
- 8) Computer files 88
- 9) Manuscripts and archives (linear ft) 0

Audiovisual Materials

- 10) Cartographic 0
- 11) Graphic 0
- 12) Audio 0
- 13) Film and video 0

Expenditures

- 14) Are the below figures in Canadian dollars? no

Library Materials

- 15) Total library materials (included in PLS data)
 - a) Monographs (included in PLS data)
 - b) Serials, including periodicals (included in PLS data)
 - c) Other library materials (included in PLS data)
 - d) Miscellaneous (included in PLS data)
- 16) Contract Binding (included in PLS data)

Salaries and Wages

- 17) Total salaries and wages \$357,360
 - a) Professional staff \$242,500
 - b) Support staff \$91,847
 - c) Student assistants \$23,013
- 18) Fringe benefits are included in expenditures for salaries and wages yes
- 19) Other operating expenditures \$46,559
- 20) Total operating expenditures \$401,919

Electronic Materials Expenditures

- 21) One-time electronic resource purchases (included in PLS data)
- 22) Ongoing electronic resource purchases (included in PLS data)
- 23) Bibliographic utilities, networks, and consortia
 - a) From internal library sources (included in PLS data)
 - b) From external sources (included in PLS data)
- 24) Computer hardware and software \$1,057
- 25) Document delivery / Interlibrary loan (included in PLS data)

Personnel

- 26) Total FTE Staff 6
 - a) Professional staff, FTE 3
 - b) Support staff, FTE 2
 - c) Student assistants, FTE 1

Staffed Service Points and Hours

- 27) Number of library service points 2
- 28) Number of weekly public service hours 85

Instruction

- 29) Number of library presentations to groups 35
 - a) Figure based on sampling? no
- 30) Number of total participants in group presentations 373

a) Figure based on sampling? [no](#)

Reference

31) Number of reference transactions [1,934](#)

a) Figure based on sampling? [no](#)

Circulation

32) Number of initial circulations (excluding reserves) [49,400](#)

33) Total circulations (initial and renewals, excluding reserves) [68,538](#)

Interlibrary Loans

34) Total number of filled requests for materials provided to other libraries [\(included in PLS data\)](#)


35) Total number of filled requests for materials received from other libraries or providers [\(included in PLS data\)](#)



[Alumni Portal](#) | [Divinity School Library](#) | [Ford Library](#) | [Goodson Law Library](#) | [Library Service Center](#) | [Lilly Library](#) | [Marine Lab Library](#) | [Medical Center Library](#) | [Mobile](#) | [Music Library](#) | [Perkins/Bostock Library](#) | [Rubenstein Library](#) | [The Link](#)

[Use and Reproduction](#) | [Privacy](#) | [Contact Us](#) | [Support the Duke Libraries](#) | [Jobs](#) | [Duke.edu](#)



 919-660-5870
(Perkins Circulation Desk)

Unless otherwise specified on this page, this work is licensed under a [Creative Commons Attribution-Noncommercial-Share Alike 3.0 United States License](#).

Last modified April 1, 2010 1:05:03 PM EDT

[Hours](#)
[Directions & Maps](#)
[Contact Us](#)
[Staff Directory](#)

[Libraries](#)
[Collections](#)
[Departments](#)
[Center for
Instructional
Technology](#)

[News, Events, Exhibits](#)
[Projects & Plans](#)
[Perkins Renovation](#)
[Jobs](#)

[Duke Libraries](#) > [About Us](#) > [Library Assessment](#) > [Library Statistics](#) > [2008/2009](#)

Ford Library at the Fuqua School of Business, 2008/2009 ARL Statistics

Volumes

- 1) Volumes held June 30, 2009 [32,733](#)
 - a) Volumes held June 30, 2008 [31,210](#)
 - b) Volumes added during year [1,523](#)
 - i) Volumes added during year -- Gross [2,396](#)
 - ii) Volumes withdrawn during the year [873](#)
- 2) Number of monographic volumes purchased [873](#)
- 3) Basis of volume count is: [Physical](#)

Other Collections

Serials

- 4) Total number of current serial titles currently received, including periodicals [481](#)
 - a) Number of serial titles currently purchased [481](#)
 - i) Electronic serials purchased [236](#)
 - ii) Print (and other format) serials [245](#)
 - b) Number of serials titles currently received but not purchased [ua](#)
 - i) Electronic serials received but not purchased [ua](#)
 - ii) Print (and other format) serials received but not purchased [ua](#)
- 5) Government documents are included in count of Current Serials: [No](#)

Other Library Materials

- 6) Microform units [432,820](#)
- 7) Government documents not counted elsewhere [0](#)
- 8) Computer files [164](#)
- 9) Manuscripts and archives (linear ft) [0](#)

Audiovisual Materials

- 10) Cartographic [0](#)
- 11) Graphic [0](#)
- 12) Audio [459](#)
- 13) Film and video [1,975](#)

Expenditures

14) Are the below figures in Canadian dollars? No

Library Materials

15) Total library materials \$1,207,234

a) Monographs \$97,199

b) Serials, including periodicals \$307,914

c) Other library materials \$21,623

d) Miscellaneous \$780,498

16) Contract Binding \$2,267

Salaries and Wages

17) Total salaries and wages \$530,734

a) Professional staff \$375,700

b) Support staff \$101,973

c) Student assistants \$53,061

18) Fringe benefits are included in expenditures for salaries and wages? No

19) Other operating expenditures \$14,375

20) Total operating expenditures \$1,754,610

Electronic Materials Expenditures

21) One-time electronic resource purchases na

22) Ongoing electronic resource purchases \$780,498

23) Bibliographic utilities, networks, and consortia

a) From internal library sources \$0

b) From external sources \$1,011

24) Computer hardware and software \$264

25) Document delivery / Interlibrary loan na

Personnel

26) Total FTE Staff 11

a) Professional staff, FTE 6

b) Support staff, FTE 3

c) Student assistants, FTE 2

Staffed Service Points and Hours

27) Number of library service points 2

28) Number of weekly public service hours 103

Instruction

29) Number of library presentations to groups 30

- a) Figure based on sampling? no
- 30) Number of total participants in group presentations 435
- a) Figure based on sampling? no

Reference

- 31) Number of reference transactions 1,596
- a) Figure based on sampling? no

Circulation

- 32) Number of initial circulations (excluding reserves) 17,431
- 33) Total circulations (initial and renewals, excluding reserves) 30,022

Interlibrary Loans

- 34) Total number of filled requests for materials provided to other libraries 265
- 35) Total number of filled requests for materials received from other libraries or providers 257



[Alumni Portal](#) | [Divinity School Library](#) | [Ford Library](#) | [Goodson Law Library](#) | [Library Service Center](#) | [Lilly Library](#) | [Marine Lab Library](#) | [Medical Center Library](#) | [Mobile](#) | [Music Library](#) | [Perkins/Bostock Library](#) | [Rubenstein Library](#) | [The Link](#)

[Use and Reproduction](#) | [Privacy](#) | [Contact Us](#) | [Support the Duke Libraries](#) | [Jobs](#) | [Duke.edu](#)



919-660-5870
(Perkins Circulation Desk)

Unless otherwise specified on this page, this work is licensed under a [Creative Commons Attribution-NonCommercial-Share Alike 3.0 United States License](#).

Last modified March 25, 2010 12:50:25 PM EDT

[Hours](#)
[Directions & Maps](#)
[Contact Us](#)
[Staff Directory](#)

[Libraries](#)
[Collections](#)
[Departments](#)
[Center for
Instructional
Technology](#)

[News, Events, Exhibits](#)
[Projects & Plans](#)
[Perkins Renovation](#)
[Jobs](#)

[Duke Libraries](#) > [About Us](#) > [Library Assessment](#) > [Library Statistics](#) > [2008/2009](#)

Law School Library, 2008/2009 ARL Statistics

Volumes

- 1) Volumes held June 30, 2009 [483,266](#)
 - a) Volumes held June 30, 2008 [475,553](#)
 - b) Volumes added during year [7,713](#)
 - i) Volumes added during year -- Gross [10,868](#)
 - ii) Volumes withdrawn during the year [3,155](#)
- 2) Number of monographic volumes purchased [2,841](#)
- 3) Basis of volume count is: [Physical](#)

Other Collections

Serials

- 4) Total number of current serial titles currently received, including periodicals [5,201](#)
 - a) Number of serial titles currently purchased [4,965](#)
 - i) Electronic serials purchased [1,888](#)
 - ii) Print (and other format) serials [3,077](#)
 - b) Number of serials titles currently received but not purchased [236](#)
 - i) Consortial serials received but not purchased [0](#)
 - ii) Electronic serials received but not purchased that are freely accessible [48](#)
 - iii) Print (and other format) serials received but not purchased [188](#)
 - iv) Government document serials [na](#)
- 5) Government documents are included in count of Current Serials [yes](#)

Other Library Materials

- 6) Microform units [1,209,858](#)
- 7) Government documents not counted elsewhere [0](#)
- 8) Computer files [218](#)
- 9) Manuscripts and archives (linear ft) [86](#)

Audiovisual Materials

- 10) Cartographic [0](#)
- 11) Graphic [0](#)
- 12) Audio [274](#)
- 13) Film and video [423](#)

Expenditures

14) Are the below figures in Canadian dollars? no

Library Materials

15) Total library materials \$1,898,123

a) Monographs \$270,804

b) Serials, including periodicals \$1,453,131

c) Other library materials \$80,933

d) Miscellaneous \$93,255

16) Contract Binding \$19,795

Salaries and Wages

17) Total salaries and wages \$1,503,482

a) Professional staff \$1,065,833

b) Support staff \$401,155

c) Student assistants \$36,494

18) Fringe benefits are included in expenditures for salaries and wages no

19) Other operating expenditures \$97,308

20) Total operating expenditures \$3,518,708

Electronic Materials Expenditures

21) One-time electronic resource purchases \$89,000

22) Ongoing electronic resource purchases \$218,579

23) Bibliographic utilities, networks, and consortia

a) From internal library sources \$15,525

b) From external sources \$0

24) Computer hardware and software \$26,334

25) Document delivery / Interlibrary loan \$7,146

Personnel

26) Total FTE Staff 29

a) Professional staff, FTE 13

b) Support staff, FTE 10

c) Student assistants, FTE 6

Staffed Service Points and Hours

27) Number of library service points 3

28) Number of weekly public service hours 104

Instruction

29) Number of library presentations to groups 144

a) Figure based on sampling? no

30) Number of total participants in group presentations 913

a) Figure based on sampling? no

Reference

31) Number of reference transactions 4,315

a) Figure based on sampling? yes

Circulation

32) Number of initial circulations (excluding reserves) 21,450

33) Total circulations (initial and renewals, excluding reserves) 34,142

Interlibrary Loans

34) Total number of filled requests for materials provided to other libraries 654

35) Total number of filled requests for materials received from other libraries or providers 1,490

Footnotes

1. Number of volumes shows a significant increase from last year, because it is the first time that e-books have been included in the count. The total number of e-books is 25,991. E-book products are: Legal Classics Library (Hein), Making of Modern Law (Gale), vLex, World Trials Library (Hein) and other e-books through Hein.

4. This is the first year that our serial count is based completely on bibliographic and electronic funding.

23.a. With the return to the renovated library space, two payments were made to Solinet/Lyris to accommodate purchases that were not made during the renovation.

32.-33. With the return to the renovated library space, circulation increased as the collection was returned to the library.



[Alumni Portal](#) | [Divinity School Library](#) | [Ford Library](#) | [Goodson Law Library](#) | [Library Service Center](#) | [Lilly Library](#) | [Marine Lab Library](#) | [Medical Center Library](#) | [Mobile](#) | [Music Library](#) | [Perkins/Bostock Library](#) | [Rubenstein Library](#) | [The Link](#)

[Use and Reproduction](#) | [Privacy](#) | [Contact Us](#) | [Support the Duke Libraries](#) | [Jobs](#) | [Duke.edu](#)



919-660-5870
(Perkins Circulation Desk)

Unless otherwise specified on this page, this work is licensed under a [Creative Commons Attribution-NonCommercial-Share Alike 3.0 United States License](#).

Last modified April 8, 2010 11:05:44 AM EDT

[Hours](#)
[Directions & Maps](#)
[Contact Us](#)
[Staff Directory](#)

[Libraries](#)
[Collections](#)
[Departments](#)
[Center for
Instructional
Technology](#)

[News, Events, Exhibits
Projects & Plans](#)
[Perkins Renovation](#)
[Jobs](#)

[Duke Libraries](#) > [About Us](#) > [Library Assessment](#) > [Library Statistics](#) > [2008/2009](#)

Medical Center Library, 2008/2009 ARL Statistics

Volumes

- 1) Volumes held June 30, 2009 247,664
 - a) Volumes held June 30, 2008 300,305
 - b) Volumes added during year -52,641
 - i) Volumes added during year -- Gross 1,955
 - ii) Volumes withdrawn during the year 54,596
- 2) Number of monographic volumes purchased 357
- 3) Basis of volume count is: Bibliographic

Other Collections

Serials

- 4) Total number of current serial titles currently received, including periodicals 5,108
 - a) Number of serial titles currently purchased 1,015
 - i) Electronic serials purchased 928
 - ii) Print (and other format) serials 87
 - b) Number of serials titles currently received but not purchased 4,093
 - i) Consortial serials received but not purchased 3,281
 - ii) Electronic serials received but not purchased that are freely accessible 808
 - iii) Print (and other format) serials received but not purchased 4
 - iv) Government document serials received but not purchased 0
- 5) Government documents are included in count of Current Serials no

Other Library Materials

- 6) Microform units 193
- 7) Government documents not counted elsewhere 0
- 8) Computer files 30,492
- 9) Manuscripts and archives (linear ft) 11,911

Audiovisual Materials

- 10) Cartographic 93
- 11) Graphic 555,689
- 12) Audio 1,260
- 13) Film and video 2,965

Expenditures

14) Are the below figures in Canadian dollars? no

Library Materials

15) Total library materials \$1,691,910

a) Monographs \$54,106

b) Serials, including periodicals \$1,413,709

c) Other library materials \$36,270

d) Miscellaneous \$187,825

16) Contract Binding \$3,778

Salaries and Wages

17) Total salaries and wages \$1,895,332

a) Professional staff \$1,209,935

b) Support staff \$685,397

c) Student assistants \$0

18) Fringe benefits are included in expenditures for salaries and wages no

19) Other operating expenditures \$435,512

20) Total operating expenditures \$4,026,532

Electronic Materials Expenditures

21) One-time electronic resource purchases ua

22) Ongoing electronic resource purchases \$1,216,650

23) Bibliographic utilities, networks, and consortia

a) From internal library sources \$81,144

b) From external sources \$0

24) Computer hardware and software \$106,550

25) Document delivery / Interlibrary loan \$3,763

Personnel

26) Total FTE Staff 38

a) Professional staff, FTE 23

b) Support staff, FTE 15

c) Student assistants, FTE 0

Staffed Service Points and Hours

27) Number of library service points 3

28) Number of weekly public service hours 78

Instruction

29) Number of library presentations to groups 248

a) Figure based on sampling? no

30) Number of total participants in group presentations 3,536

a) Figure based on sampling? no

Reference

31) Number of reference transactions 8,634

a) Figure based on sampling? no

Circulation

32) Number of initial circulations (excluding reserves) 15,602

33) Total circulations (initial and renewals, excluding reserves) 21,673

Interlibrary Loans

34) Total number of filled requests for materials provided to other libraries 10,722

35) Total number of filled requests for materials received from other libraries or providers 2,214

Footnotes

- 1. Decrease due the Medical Center Library withdrawing over 50,000 volumes from their collection.
- 24. Includes line items not previously considered part of computer hardware/software.
- 25. Different Solinet charges from previous year.
- 28. The Medical Center Library is no longer open on Saturdays.
- 29.-31. Consultations now counted as reference transactions.



[Alumni Portal](#) | [Divinity School Library](#) | [Ford Library](#) | [Goodson Law Library](#) | [Library Service Center](#) | [Lilly Library](#) | [Marine Lab Library](#) | [Medical Center Library](#) | [Mobile](#) | [Music Library](#) | [Perkins/Bostock Library](#) | [Rubenstein Library](#) | [The Link](#)

[Use and Reproduction](#) | [Privacy](#) | [Contact Us](#) | [Support the Duke Libraries](#) | [Jobs](#) | [Duke.edu](#)



919-660-5870
(Perkins Circulation Desk)

Unless otherwise specified on this page, this work is licensed under a [Creative Commons Attribution-Noncommercial-Share Alike 3.0 United States License](#).

Last modified April 8, 2010 12:37:03 PM EDT

[Hours](#)
[Directions & Maps](#)
[Contact Us](#)
[Staff Directory](#)

[Libraries](#)
[Collections](#)
[Departments](#)
[Center for
Instructional
Technology](#)

[News, Events, Exhibits](#)
[Projects & Plans](#)
[Perkins Renovation](#)
[Jobs](#)

[Duke Libraries](#) > [About Us](#) > [Library Assessment](#) > [Library Statistics](#) > 2008/2009

Perkins Library System, 2008/2009 ARL Statistics

Volumes

- 1) Volumes held June 30, 2009 [4,917,899](#)
 - a) Volumes held June 30, 2008 [4,784,696](#)
 - b) Volumes added during year [133,203](#)
 - i) Volumes added during year -- Gross [133,453](#)
 - ii) Volumes withdrawn during the year [250](#)
- 2) Number of monographic volumes purchased [68,071](#)
- 3) Basis of volume count is: [Bibliographic](#)

Other Collections

Serials

- 4) Total number of serial titles currently received, including periodicals [80,905](#)
 - a) Number of serial titles currently purchased [53,832](#)
 - i) Electronic serials purchased [42,733](#)
 - ii) Print (and other format) serials [11,099](#)
 - b) Number of serials titles currently received but not purchased [28,830](#)
 - i) Consortial [0](#)
 - ii) Freely accessible [28,626](#)
 - iii) Print (and other format) -*exchanges, gifts, etc.* [204](#)
 - iv) Government documents [1,407](#)
- 5) Government documents are included in count of Current Serials: [no](#)

Other Library Materials

- 6) Microform units [2,674,032](#)
- 7) Government documents not counted elsewhere [1,258,224](#)
- 8) Computer files [9,478](#)
- 9) Manuscripts and archives (linear ft) [45,249](#)

Audiovisual Materials

- 10) Cartographic [132,868](#)
- 11) Graphic [371,950](#)
- 12) Audio [64,217](#)
- 13) Film and video [76,154](#)

Expenditures

14) Are the below figures in Canadian dollars? no

Library Materials

15) Total library materials \$11,654,198

a) Monographs \$3,898,523

b) Serials, including periodicals \$7,278,748

c) Other library materials ua

d) Miscellaneous \$476,927

16) Contract Binding \$158,410

Salaries and Wages

17) Total salaries and wages \$12,991,998

a) Professional staff \$8,718,278

b) Support staff \$3,800,916

c) Student assistants \$472,804

18) Fringe benefits are included in expenditures for salaries and wages no

19) Other operating expenditures \$3,505,266

20) Total operating expenditures \$28,151,462

Electronic Materials Expenditures

21) One-time electronic resource purchases \$655,097

22) Ongoing electronic resource purchases \$5,425,026

23) Bibliographic utilities, networks, and consortia

a) From internal library sources \$277,182

b) From external sources \$0

24) Computer hardware and software \$387,890

25) Document delivery / Interlibrary loan \$45,109

Personnel

26) Total FTE Staff 264

a) Professional staff, FTE 138

b) Support staff, FTE 101

c) Student assistants, FTE 25

Staffed Service Points and Hours

27) Number of library service points 8

28) Number of weekly public service hours
155 Main Library

Instruction

29) Number of library presentations to groups 563

a) Figure based on sampling? no

30) Number of total participants in group presentations 7,722

a) Figure based on sampling? no

Reference

31) Number of reference transactions 115,284

a) Figure based on sampling? yes

Circulation

32) Number of initial circulations (excluding reserves) 362,064

33) Total circulations (initial and renewals, excluding reserves) 527,265

Interlibrary Loans

34) Total number of filled requests for materials provided to other libraries 23,948

35) Total number of filled requests for materials received from other libraries or providers 25,417

Ph.D. Degrees and Faculty

36) Number of Ph.D.s awarded in FY 2008-09 378

37) Number of fields in which Ph.D.s can be awarded 46

38) Number of full-time instructional faculty in FY 2008-09 1,033

Enrollment -- Fall 2008 (totals)

39) Full-time students, undergraduate and graduate 13,457

40) Part-time students, undergraduate and graduate 378

41) Full-time graduate students 7,117

42) Part-time graduate students 366

Footnotes:

4., 4.a. & 4.b. Increase due to the library including many titles that were excluded previously, due to better data gathering methods this year.

8. Decrease due to reporting some Computer Files as Digital Collections this year, in Sup. no. 10.

15.a. & 21. Decrease apparent because in past fiscal years Strategic Initiative Funding supplemented the Collections Budget. This funding has decreased in FY09.

24. Decrease apparent because in past fiscal years hardware was refreshed for all library staff and for library patrons during renovations. This hardware replacement cycle did not occur to the same degree in FY09.

40. & 42. These numbers fluctuate annually based on normal enrollment fluctuation in various academic departments.



[Alumni Portal](#) | [Divinity School Library](#) | [Ford Library](#) | [Goodson Law Library](#) | [Library Service Center](#) | [Lilly Library](#) | [Marine Lab Library](#) | [Medical Center Library](#) | [Mobile](#) | [Music Library](#) | [Perkins/Bostock Library](#) | [Rubenstein Library](#) | [The Link](#)

[Use and Reproduction](#) | [Privacy](#) | [Contact Us](#) | [Support the Duke Libraries](#) | [Jobs](#) | [Duke.edu](#)



919-660-5870
(Perkins Circulation Desk)

Unless otherwise specified on this page, this work is licensed under a [Creative Commons Attribution-NonCommercial-Share Alike 3.0 United States License](#).

Last modified April 8, 2010 12:54:39 PM EDT

Hours
Directions & Maps
Contact Us
Staff Directory

Libraries
Collections
Departments
Center for
Instructional
Technology

News, Events, Exhibits
Projects & Plans
Perkins Renovation
Jobs

[Duke Libraries](#) > [About Us](#) > [Library Assessment](#) > [Library Statistics](#) > [2008/2009](#)

ARL Supplementary Statistics Survey, 2008/2009

Electronic Books:

- 1) Number of electronic books held 203,442
- 2) Expenditures for electronic books \$818,983
- 3) Are the above expenditures reported in Canadian dollars no

Use of Electronic Resources and Services:

- 4) Number of virtual reference transactions 18,274
- 5) Does the library offer federated searching across networked electronic resources? yes
- 6) Number of sessions (logins) to databases or services 635,968
 - a) Number of resources for which you are reporting ua
- 7) Number of searches (queries) in databases or services ua
- 8) Number of successful full-text article requests 1,385,016
 - a) Number of resources for which you are reporting 762
- 9) Number of virtual visits
 - a) Number of virtual visits to library's website 4,649,526
 - b) Number of virtual visits to library's catalog 58,508
 - c) Excludes virtual visits from inside the library? varies

Library Digitization Activities:


- 10) Number and Size of Library Digital Collections
 - a) Number of Collections 141
 - b) Size (in gigabytes) 150,637
 - c) Items 202,296
- 11) Use of Library Digital Collections
 - a) Number of times items accessed 3,866,473
 - b) Number of queries conducted 6,843
- 12) Direct cost of digital collections construction and management
 - a) Direct cost of personnel \$29,192
 - b) Direct cost of equipment, software or contracted services \$7,504
- 13) Volumes Held Collectively 1,600


Footnotes

1. Increase due to increase investments in eBooks and eBook packages.
4. Increase due to increased virtual reference transactions this fiscal year.
- 6 - 9. These data are not standardized yet and tend to fluctuate from year to year. This past year Google analytics was used to compile some of these data.
- 10.b.- 11.b. These data are not standardized yet and tend to fluctuate from year to year. This past year Google analytics was used to compile some of these data.
- 12.a. Decrease apparent because some salary information is not available this fiscal year.



[Use and Reproduction](#) | [Privacy](#) | [Contact Us](#) | [Support the Duke Libraries](#) | [Jobs](#) | [Duke.edu](#)



 **919-660-5870**
(Perkins Circulation Desk)

Unless otherwise specified on this page, this work is licensed under a [Creative Commons Attribution-Noncommercial-Share Alike 3.0 United States License](#).

Last modified April 1, 2010 10:45:05 AM EDT

[Hours](#)
[Directions & Maps](#)
[Contact Us](#)
[Staff Directory](#)

[Libraries](#)
[Collections](#)
[Departments](#)
[Center for
Instructional
Technology](#)

[News, Events, Exhibits](#)
[Projects & Plans](#)
[Perkins Renovation](#)
[Jobs](#)

[Duke Libraries](#) > [About Us](#) > [Library Assessment](#) > [Library Statistics](#) > [2008/2009](#)

ARL Preservation Statistics Statistics Survey, 2008/2009 (All Duke Libraries)

Administration:

1) Does the library have a preservation administrator?

Yes Main Library

Yes Law Library

No Health Science Library

2) If yes, what percentage of the administrator's total job assignment is dedicated to preservation activities and preservation program management?

100% Main Library

25% Law Library

3) If yes, what is the job title of the person to whom the preservation administrator reports?

Associate University Librarian for Collections Services & Director of the Rare Book, Manuscript, and Special Collections Library

4) If the library has a preservation administrator who supervises staff, how many staff are in the preservation unit (including the preservation administrator)? 8.75

a) Professional Staff FTE 4.50

b) Support Staff FTE 2.50

c) Student Assistants FTE 1.75

5) How many staff are engaged in preservation activities library-wide (including staff reported in item 4 above)? 10.25

a) Professional Staff FTE 5.13

b) Support Staff FTE 4.63

c) Student Assistants FTE 1.75

Expenditures:

6) Expenditures reported in Canadian dollars?

No Main Library

No Law Library

No Health Science Library

7) Salaries and wages for staff engaged in preservation activities (as reported in line 5 above) \$483,444

a) Professional Staff \$307,632

- b) Support Staff \$161,325
- c) Student Assistants \$14,487
- 8) Contract expenditures \$208,491
 - a) Contract Conservation \$32,986
 - b) Contract commercial binding (related to line 16 on the 2004-2005 ARL Statistics questionnaire; see instructions) \$168,843
 - c) Contract preservation photocopying \$0
 - d) Contract preservation microfilming \$0
 - e) Other contract expenditures \$6,662
- 9) Preservation supplies \$30,895
- 10) Preservation equipment \$488
- 11) Total library expenditures \$723,318
- 12) Total preservation expenditures that came from external sources \$0

Treatment and Reformatting:

Conservation Treatment

- 13) Number of volumes/pamphlets given conservation treatment 5,138
 - a) Volumes/pamphlets given Level 1 treatment 4,275
 - b) Volumes/pamphlets given Level 2 treatment 787
 - c) Volumes/pamphlets given Level 3 treatment 76
- 14) Number of unbound sheets given conservation treatment 497
- 15) Number of bound volumes/pamphlets mass deacidified 0
- 16) Number of linear feet of unbound papers mass deacidified 0
- 17) Number of photographs and non-paper items given conservation treatment (e.g., audio tapes, motion picture film) 0
- 18) Number of custom-fitted protective enclosures constructed 5,876

Commercial Binding

- 19) Number of volumes commercially bound 23,439

Preservation Reformatting

- 20) Number of bound volumes/pamphlets reformatted in their entirety
 - a) Photocopied 0
 - b) Microfilmed 0
 - c) Digitized 15
- 21) Number of single unbound sheets reformatted (e.g., one side of one manuscript page, one map)
 - a) Photocopied 300
 - b) Microfilmed 0
 - c) Digitized 18,116

22) Number of photographs and non-paper items reformatted (e.g., audio tapes, motion picture film)

a) By analog means 0

b) By digital means 1,429




[Alumni Portal](#) | [Divinity School Library](#) | [Ford Library](#) | [Goodson Law Library](#) | [Library Service Center](#) | [Lilly Library](#) | [Marine Lab Library](#) | [Medical Center Library](#) | [Mobile](#) | [Music Library](#) | [Perkins/Bostock Library](#) | [Rubenstein Library](#) | [The Link](#)

[Use and Reproduction](#) | [Privacy](#) | [Contact Us](#) | [Support the Duke Libraries](#) | [Jobs](#) | [Duke.edu](#)



 [ShareThis](#)



 **919-660-5870**
(Perkins Circulation Desk)

Unless otherwise specified on this page, this work is licensed under a [Creative Commons Attribution-Noncommercial-Share Alike 3.0 United States License](#).

Last modified April 1, 2010 12:15:18 PM EDT

[Hours](#)
[Directions & Maps](#)
[Contact Us](#)
[Staff Directory](#)

[Libraries](#)
[Collections](#)
[Departments](#)
[Center for Instructional Technology](#)

[News, Events, Exhibits](#)
[Projects & Plans](#)
[Perkins Renovation](#)
[Jobs](#)

[Duke Libraries](#) > [About Us](#) > [Library Assessment](#) > [Library Statistics](#) > [2008/2009](#)

Volume Count: All Duke Libraries 2008/2009

Library	Total in Library 6-30-08	Volumes Added Gross	2009 Total
Div. Sch.	384,669	7,465	392,134
D.M.L.	28,552	117	28,669
Lilly	335,425	7,155	342,580
Music	127,055	991	128,046
Perkins/Bostock	3,951,564	66,775	4,018,339
Special Coll.	220,365	3,139	223,504
*E-books	121,735	55,026	176,761
Fuqua	31,210	1,523	32,733
Law	475,553	7,713	483,266
Med. Ctr.	300,305	-52,641	247,664
*Total	5,976,433	97,263	6,073,696

Footnotes

*FY2008 Total in Library has increased due to a corrected volume count submitted by the Law Library increasing their volumes held by 25,991 via eBook packages.


**The Biological and Environmental Sciences Library closed on August 7, 2009. This collection was consolidated into the Perkins/Bostock Library.



[Alumni Portal](#) | [Divinity School Library](#) | [Ford Library](#) | [Goodson Law Library](#) | [Library Service Center](#) | [Lilly Library](#) | [Marine Lab Library](#) | [Medical Center Library](#) | [Mobile](#) | [Music Library](#) | [Perkins/Bostock Library](#) | [Rubenstein Library](#) | [The Link](#)

[Use and Reproduction](#) | [Privacy](#) | [Contact Us](#) | [Support the Duke Libraries](#) | [Jobs](#) | [Duke.edu](#)



 919-660-5870
 (Perkins Circulation Desk)





Unless otherwise specified on this page, this work is licensed under a [Creative Commons Attribution-NonCommercial-Share Alike 3.0 United States License](#).

Last modified April 8, 2010 11:46:23 AM EDT

[Hours](#)
[Directions & Maps](#)
[Contact Us](#)
[Staff Directory](#)

[Libraries](#)
[Collections](#)
[Departments](#)
[Center for Instructional Technology](#)

[News, Events, Exhibits](#)
[Projects & Plans](#)
[Perkins Renovation](#)
[Jobs](#)

[Duke Libraries](#) > [About Us](#) > [Library Assessment](#) > [Library Statistics](#) > [2008/2009](#)

Manuscripts, Duke Libraries 6/30/2008

Library	Manuscripts
Law	46,182
Medical Center	6,396,207
Perkins, Special Collections	19,082,295
Perkins, University Archives	5,216,418
Total	30,741,102



[Alumni Portal](#) | [Divinity School Library](#) | [Ford Library](#) | [Goodson Law Library](#) | [Library Service Center](#) | [Lilly Library](#) | [Marine Lab Library](#) | [Medical Center Library](#) | [Mobile](#) | [Music Library](#) | [Perkins/Bostock Library](#) | [Rubenstein Library](#) | [The Link](#)

[Use and Reproduction](#) | [Privacy](#) | [Contact Us](#) | [Support the Duke Libraries](#) | [Jobs](#) | [Duke.edu](#)



919-660-5870
(Perkins Circulation Desk)

Unless otherwise specified on this page, this work is licensed under a [Creative Commons Attribution-NonCommercial-Share Alike 3.0 United States License](#).

Last modified March 25, 2010 2:26:41 PM EDT

[Hours](#)
[Directions & Maps](#)
[Contact Us](#)
[Staff Directory](#)

[Libraries](#)
[Collections](#)
[Departments](#)
[Center for Instructional Technology](#)

[News, Events, Exhibits](#)
[Projects & Plans](#)
[Perkins Renovation](#)
[Jobs](#)

[Duke Libraries](#) > [About Us](#) > [Library Assessment](#) > [Library Statistics](#) > [2008/2009](#)

Duke Libraries, Government Documents: June 30, 2008

Library	Number
Electronic Records & Serials Management	1,258,224
FUQUA	0
Law	0
Medical Center	0
Perkins	0
Total	1,258,224



[Alumni Portal](#) | [Divinity School Library](#) | [Ford Library](#) | [Goodson Law Library](#) | [Library Service Center](#) | [Lilly Library](#) | [Marine Lab Library](#) | [Medical Center Library](#) | [Mobile](#) | [Music Library](#) | [Perkins/Bostock Library](#) | [Rubenstein Library](#) | [The Link](#)

[Use and Reproduction](#) | [Privacy](#) | [Contact Us](#) | [Support the Duke Libraries](#) | [Jobs](#) | [Duke.edu](#)



919-660-5870
(Perkins Circulation Desk)

Unless otherwise specified on this page, this work is licensed under a [Creative Commons Attribution-NonCommercial-Share Alike 3.0 United States License](#).

Last modified April 8, 2010 1:16:56 PM EDT



[Hours](#)
[Directions & Maps](#)
[Contact Us](#)
[Staff Directory](#)

[Libraries](#)
[Collections](#)
[Departments](#)
[Center for Instructional Technology](#)

[News, Events, Exhibits](#)
[Projects & Plans](#)
[Perkins Renovation](#)
[Jobs](#)

[Duke Libraries](#) > [About Us](#) > [Library Assessment](#) > [Library Statistics](#) > [2008/2009](#)

Other Format Holdings, Duke University Libraries 6/30/2009

Library	Computer					
	Audio	Files	Graphic	Maps	Microforms	Video/Film
Divinity School	0	88	0	0	42,451	0
Ford Business	459	164	0	0	432,820	1,975
Law	274	218	0	0	1,209,858	423
Medical Center	1,260	30,492	555,689	93	193	2,965
Perkins System	64,217	9,478*	371,950	132,868	2,674,032	76,154
Total	66,210	40,440	927,639	132,961	4,359,354	81,517


*Decrease due to reporting some Computer Files as Digital Collection this year, in Sup. no. 10.



[Alumni Portal](#) | [Divinity School Library](#) | [Ford Library](#) | [Goodson Law Library](#) | [Library Service Center](#) | [Lilly Library](#) | [Marine Lab Library](#) | [Medical Center Library](#) | [Mobile](#) | [Music Library](#) | [Perkins/Bostock Library](#) | [Rubenstein Library](#) | [The Link](#)

[Use and Reproduction](#) | [Privacy](#) | [Contact Us](#) | [Support the Duke Libraries](#) | [Jobs](#) | [Duke.edu](#)



 919-660-5870
 (Perkins Circulation Desk)

Unless otherwise specified on this page, this work is licensed under a [Creative Commons Attribution-NonCommercial-Share Alike 3.0 United States License](#).

Last modified April 8, 2010 12:39:36 PM EDT