

Hours
Directions & Maps
Contact Us
Staff Directory

Libraries
Collections
Departments
Center for
Instructional
Technology

News, Events, Exhibits
Projects & Plans
Perkins Renovation
Jobs

[Duke Libraries](#) > [About Us](#) > [Library Assessment](#) > [Library Statistics](#) > 2004/2005

Statistics: Duke University Libraries

Association of Research Libraries (ARL) Statistics 2004/2005

[Summary of 2004/2005 statistics](#)

[All Duke Libraries](#)

[Fuqua School of Business Library](#)

[Law School Library](#)

[Perkins Library System \(includes Divinity School Library & Duke Marine Library\)](#)

[Supplementary: All Duke Libraries](#)

[Preservation Statistics: All Duke Libraries](#)

Growth and Holdings

[Volume count breakdown by library 2004/2005](#)

[Non-print material piece counted by library 2004/2005](#)

[Government documents for all Duke Libraries 2004/2005](#)

[Manuscripts for all Duke Libraries 2004/2005](#)

Library Statistics

Statistical Data

[2009/2010](#)

[2008/2009](#)

[2007/2008](#)

[2006/2007](#)

[2005/2006](#)

[2004/2005](#)

[2003/2004](#)

[2002/2003](#)

[2001/2002](#)

[2000/2001](#)

ARL Information

[ARL Instructions](#)

[ARL Ranking & Statistics](#)

[ARL Graphics & Tables](#)

Questions?

Contact **Yvonne**

Belanger

yvonne.belanger@duke.edu

(919) 660-7892



[Alumni Portal](#) | [Divinity School Library](#) | [Ford Library](#) | [Goodson Law Library](#) | [Library Service Center](#) | [Lilly Library](#) | [Marine Lab Library](#) | [Medical Center Library](#) | [Mobile](#) | [Music Library](#) | [Perkins/Bostock Library](#) | [Rubenstein Library](#) | [The Link](#)

[Use and Reproduction](#) | [Privacy](#) | [Contact Us](#) | [Support the Duke Libraries](#) | [Jobs](#) | [Duke.edu](#)



919-660-5870
(Perkins Circulation Desk)

Unless otherwise specified on this page, this work is licensed under a [Creative Commons Attribution-NonCommercial-Share Alike 3.0 United States License](#).

Last modified April 1, 2010 1:24:50 PM EDT

[Hours](#)
[Directions & Maps](#)
[Contact Us](#)
[Staff Directory](#)

[Libraries](#)
[Collections](#)
[Departments](#)
[Center for Instructional Technology](#)

[News, Events, Exhibits](#)
[Projects & Plans](#)
[Perkins Renovation](#)
[Jobs](#)

[Duke Libraries](#) > [About Us](#) > [Library Assessment](#) > [Library Statistics](#) > [2004/2005](#)

Statistics: Duke University LibrariesDuke University Libraries Statistics 2004/2005 Summary

	2004/2005	2003/2004	Change	%
• Volumes held	5,560,966	5,493,928	67,038	1.22%
• Microforms held	4,230,496	4,201,792	28,704	0.68%
• Monographic volumes purchased	59,547	61,281	-1,734	-2.83%
• Current serials received	31,892	33,934	-2,042	-6.02%
• ILL provided	41,107	45,412	-4,305	-9.48%
• ILL received	21,044	18,164	2,880	15.86%
• Reference transactions	126,921	113,081	13,840	12.24%
• Total circulation	534,244	537,599	-3,355	-0.62%
• Cataloged titles online	3,478,067	3,411,029	67,038	1.97%
• Total expenditures	\$29,865,742	\$30,156,928	-\$291,186	-0.97%



[Alumni Portal](#) | [Divinity School Library](#) | [Ford Library](#) | [Goodson Law Library](#) | [Library Service Center](#) | [Lilly Library](#) | [Marine Lab Library](#) | [Medical Center Library](#) | [Mobile](#) | [Music Library](#) | [Perkins/Bostock Library](#) | [Rubenstein Library](#) | [The Link](#)

[Use and Reproduction](#) | [Privacy](#) | [Contact Us](#) | [Support the Duke Libraries](#) | [Jobs](#) | [Duke.edu](#)



[ShareThis](#)



919-660-5870
(Perkins Circulation Desk)

Unless otherwise specified on this page, this work is licensed under a [Creative Commons Attribution-NonCommercial-Share Alike 3.0 United States License](#).

Last modified July 10, 2009 2:58:17 PM EDT

[Hours](#)
[Directions & Maps](#)
[Contact Us](#)
[Staff Directory](#)

[Libraries](#)
[Collections](#)
[Departments](#)
[Center for Instructional Technology](#)

[News, Events, Exhibits Projects & Plans](#)
[Perkins Renovation](#)
[Jobs](#)

[Duke Libraries](#) > [About Us](#) > [Library Assessment](#) > [Library Statistics](#) > [2004/2005](#)

Statistics: Duke University LibrariesDuke University Libraries Statistics 2004/2005 Summary

ARL Statistics Survey, 2004/2005

Volumes in Library:

- 1) Volumes held June 30, 2005 5,560,966
 - a) Volumes held June 20, 2004 5,493,928
 - b) Volumes added during year 67,038
 - i) Volumes added during year -- Gross 73,037
 - ii) Volumes withdrawn during the year 5,999
- 2) Number of monographic volumes purchased 59,547
- 3) Basis of volume count is: Bibliographic Main Library
 - Bibliographic Law Library
 - Bibliographic Health Science Library

Other Collections

Serials

- 4) Total number of current serials received 32,963
 - a) Number of current serials, including periodicals, purchased 31,892
 - b) Number of current serials, including periodicals received but not purchased 1,071
- 5) Government documents are included in count of Current Serials:
 - No Main Library
 - No Law Library
 - No Health Science Library

Other Library Materials

- 6) Microform units 4,230,496
- 7) Government documents not counted elsewhere 1,246,974
- 8) Computer files 27,219
- 9) Manuscripts and archives (linear ft) 51,827

Audiovisual Materials

- 10) Cartographic 131,839
- 11) Graphic 876,409
- 12) Audio 49,372

13) Film and video 64,735

Expenditures

14) Are the below figures in Canadian dollars?

No Main Library

No Law Library

No Health Science Library

Library Materials

15) Total library materials \$12,279,389

a) Monographs \$3,020,512

b) Current serials including periodicals \$8,286,199

c) Other library materials \$115,579

d) Miscellaneous \$857,099

16) Contract Binding \$170,411

Salaries and Wages

17) Total salaries and wages \$14,045,905

a) Professional staff \$8,954,927

b) Support staff \$4,669,347

c) Student assistants \$421,631

18) Fringe benefits are included in expenditures for salaries and wages

Yes Main Library

Yes Law Library

Yes Health Science Library

Operating Expenditures

19) Other operating expenditures \$3,369,857

20) Total operating expenditures \$29,865,742

Electronic Materials Expenditures

21) Computer files \$296,277

22) Electronic Serials \$3,441,055

23) Bibliographic utilities, networks, and consortia

a) From internal library sources \$115,880

b) From external sources \$4,777

24) Computer hardware and software \$88,277

25) Document delivery / Interlibrary loan \$7,400

Personnel and Public Services

Personnel

26) Total FTE Staff 342

- a) Professional staff, FTE 156
- b) Support staff, FTE 154
- c) Student assistants, FTE 32

Staffed Service Points and Hours

27) Number of library service points 22

28) Number of weekly public service hours

- 119 Main Library
- 104 Law Library
- 86 Health Science Library

Instruction

29) Number of library presentations to groups 1,018

- a) Figure based on sampling?

- No Main Library
- No Law Library
- No Health Science Library

30) Number of total participants in group presentations reported for Question 29 11,706

- a) Figure based on sampling?

- No Main Library
- No Law Library
- No Health Science Library

Reference

31) Number of reference transactions 126,921

- a) Figure based on sampling?

- Yes Main Library
- Yes Law Library
- Yes Health Science Library

Circulation

32) Number of initial circulations (excluding reserves) 390,086

33) Total circulations (initial and renewals, excluding reserves) 534,244

Interlibrary Loans

34) Total number of filled requests for materials provided to other libraries 41,107

35) Total number of filled requests for materials received from other libraries or providers 21,044

Local Characteristics

Ph.D. Degrees and Faculty

- 36) Number of Ph.D.s awarded in FY 2004 259
 - 37) Number of fields in which Ph.D.s can be awarded 43
 - 38) Number of full-time instructional faculty in FY 2004 956
- Enrollment -- Fall 2004 (totals)
- 39) Full-time students, undergraduate and graduate 12,382
 - 40) Part-time students, undergraduate and graduate 442
 - 41) Full-time graduate students 6,076
 - 42) Part-time graduate students 393

Footnotes

1b. & 2.: Decrease due to implementing new workflows in a new ILS.




[Alumni Portal](#) | [Divinity School Library](#) | [Ford Library](#) | [Goodson Law Library](#) | [Library Service Center](#) | [Lilly Library](#) | [Marine Lab Library](#) | [Medical Center Library](#) | [Mobile](#) | [Music Library](#) | [Perkins/Bostock Library](#) | [Rubenstein Library](#) | [The Link](#)

[Use and Reproduction](#) | [Privacy](#) | [Contact Us](#) | [Support the Duke Libraries](#) | [Jobs](#) | [Duke.edu](#)



 [ShareThis](#)



 919-660-5870
(Perkins Circulation Desk)

Unless otherwise specified on this page, this work is licensed under a [Creative Commons Attribution-NonCommercial-Share Alike 3.0 United States License](#).

Last modified July 10, 2009 2:58:17 PM EDT

[Hours](#)
[Directions & Maps](#)
[Contact Us](#)
[Staff Directory](#)

[Libraries](#)
[Collections](#)
[Departments](#)
[Center for
Instructional
Technology](#)

[News, Events, Exhibits
Projects & Plans](#)
[Perkins Renovation](#)
[Jobs](#)

[Duke Libraries](#) > [About Us](#) > [Library Assessment](#) > [Library Statistics](#) > [2004/2005](#)

ARL Statistics Survey, 2004/2005 Ford Library at the Fuqua School of Business

Volumes in Library:

- 1) Volumes held June 30, 2005 28,448
 - a) Volumes held June 20, 2004 27,235
 - b) Volumes added during year 1,123
 - i) Volumes added during year -- Gross 2,113
 - ii) Volumes withdrawn during the year 990
- 2) Number of monographic volumes purchased 932

Other Collections

Serials

- 4) Total number of current serials received 251
 - a) Number of current serials, including periodicals, purchased 235
 - b) Number of current serials, including periodicals received but not purchased 16
- 5) Government documents are included in count of Current Serials: No

Other Library Materials

- 6) Microform units 449,311
- 7) Government documents not counted elsewhere 0
- 8) Computer files 654
- 9) Manuscripts and archives (linear ft) 0

Audiovisual Materials

- 10) Cartographic 0
- 11) Graphic 0
- 12) Audio 244
- 13) Film and video 2,269

Expenditures

- 14) Are the below figures in Canadian dollars? No

Library Materials

- 15) Total library materials \$848,894
 - a) Monographs \$54,193
 - b) Current serials including periodicals \$232,125

c) Other library materials \$8,550

d) Miscellaneous \$554,026

16) Contract Binding \$229

Salaries and Wages

17) Total salaries and wages \$411,223

a) Professional staff \$246,500

b) Support staff \$114,773

c) Student assistants \$49,950

18) Fringe benefits are included in expenditures for salaries and wages Yes

Operating Expenditures

19) Other operating expenditures \$67,975

20) Total operating expenditures \$1,328,321

Electronic Materials Expenditures

21) Computer files n/a

22) Electronic Serials \$553,697

23) Bibliographic utilities, networks, and consortia

a) From internal library sources \$0

b) From external sources \$4,777

24) Computer hardware and software n/a

25) Document delivery / Interlibrary loan \$329

Personnel and Public Services

Personnel

26) Total FTE Staff 12

a) Professional staff, FTE 4

b) Support staff, FTE 4

c) Student assistants, FTE 4

Staffed Service Points and Hours

27) Number of library service points 1

28) Number of weekly public service hours 101

Instruction

29) Number of library presentations to groups 30

a) Figure based on sampling? No

30) Number of total participants in group presentations reported for Question 29 657

a) Figure based on sampling? No

Reference

31) Number of reference transactions 2,031

a) Figure based on sampling? No

Circulation

32) Number of initial circulations (excluding reserves) 29,209

33) Total circulations (initial and renewals, excluding reserves) 36,625

Interlibrary Loans

34) Total number of filled requests for materials provided to other libraries 169

35) Total number of filled requests for materials received from other libraries or providers 312




[Alumni Portal](#) | [Divinity School Library](#) | [Ford Library](#) | [Goodson Law Library](#) | [Library Service Center](#) | [Lilly Library](#) | [Marine Lab Library](#) | [Medical Center Library](#) | [Mobile](#) | [Music Library](#) | [Perkins/Bostock Library](#) | [Rubenstein Library](#) | [The Link](#)

[Use and Reproduction](#) | [Privacy](#) | [Contact Us](#) | [Support the Duke Libraries](#) | [Jobs](#) | [Duke.edu](#)



 [ShareThis](#)



 919-660-5870
(Perkins Circulation Desk)

Unless otherwise specified on this page, this work is licensed under a [Creative Commons Attribution-NonCommercial-Share Alike 3.0 United States License](#).

Last modified July 10, 2009 2:58:17 PM EDT

[Hours](#)
[Directions & Maps](#)
[Contact Us](#)
[Staff Directory](#)

[Libraries](#)
[Collections](#)
[Departments](#)
[Center for
Instructional
Technology](#)

[News, Events, Exhibits](#)
[Projects & Plans](#)
[Perkins Renovation](#)
[Jobs](#)

[Duke Libraries](#) > [About Us](#) > [Library Assessment](#) > [Library Statistics](#) > [2004/2005](#)

ARL Statistics Survey, 2004/2005 Law School Library

Volumes in Library:

- 1) Volumes held June 30, 2005 433,241
 - a) Volumes held June 20, 2004 424,367
 - b) Volumes added during year 8,874
 - i) Volumes added during year -- Gross 10,180
 - ii) Volumes withdrawn during the year 1,306
- 2) Number of monographic volumes purchased 3,055

Other Collections

Serials

- 4) Total number of current serials received 7,016
 - a) Number of current serials, including periodicals, purchased 6,881
 - b) Number of current serials, including periodicals received but not purchased 135
- 5) Government documents are included in count of Current Serials: No

Other Library Materials

- 6) Microform units 1,006,024
- 7) Government documents not counted elsewhere 0
- 8) Computer files 191
- 9) Manuscripts and archives (linear ft) 86

Audiovisual Materials

- 10) Cartographic 0
- 11) Graphic 0
- 12) Audio 277
- 13) Film and video 300

Expenditures

- 14) Are the below figures in Canadian dollars? No

Library Materials

- 15) Total library materials \$1,639,933
 - a) Monographs \$243,862
 - b) Current serials including periodicals \$1,234,293

c) Other library materials \$66,964

d) Miscellaneous \$94,832

16) Contract Binding \$16,967

Salaries and Wages

17) Total salaries and wages \$1,211,804

a) Professional staff \$843,026

b) Support staff \$351,077

c) Student assistants \$17,701

18) Fringe benefits are included in expenditures for salaries and wages Yes

Operating Expenditures

19) Other operating expenditures \$74,125

20) Total operating expenditures \$2,942,829

Electronic Materials Expenditures

21) Computer files \$93,060

22) Electronic Serials \$143,410

23) Bibliographic utilities, networks, and consortia

a) From internal library sources \$13,859

b) From external sources \$0

24) Computer hardware and software \$28,566

25) Document delivery / Interlibrary loan \$392

Personnel and Public Services

Personnel

26) Total FTE Staff 27.0

a) Professional staff, FTE 10.0

b) Support staff, FTE 12.0

c) Student assistants, FTE 5.0

Staffed Service Points and Hours

27) Number of library service points 2

28) Number of weekly public service hours 104

Instruction

29) Number of library presentations to groups 109

a) Figure based on sampling? No

30) Number of total participants in group presentations reported for Question 29 683

a) Figure based on sampling? No

Reference

31) Number of reference transactions 4,400

a) Figure based on sampling? Yes

Circulation

32) Number of initial circulations (excluding reserves) 24,370

33) Total circulations (initial and renewals, excluding reserves) 36,166

Interlibrary Loans

34) Total number of filled requests for materials provided to other libraries 1,056


35) Total number of filled requests for materials received from other libraries or providers 1,023



[Alumni Portal](#) | [Divinity School Library](#) | [Ford Library](#) | [Goodson Law Library](#) | [Library Service Center](#) | [Lilly Library](#) | [Marine Lab Library](#) | [Medical Center Library](#) | [Mobile](#) | [Music Library](#) | [Perkins/Bostock Library](#) | [Rubenstein Library](#) | [The Link](#)

[Use and Reproduction](#) | [Privacy](#) | [Contact Us](#) | [Support the Duke Libraries](#) | [Jobs](#) | [Duke.edu](#)



 919-660-5870
(Perkins Circulation Desk)

Unless otherwise specified on this page, this work is licensed under a [Creative Commons Attribution-NonCommercial-Share Alike 3.0 United States License](#).

Last modified July 10, 2009 2:58:17 PM EDT

[Hours](#)
[Directions & Maps](#)
[Contact Us](#)
[Staff Directory](#)

[Libraries](#)
[Collections](#)
[Departments](#)
[Center for
Instructional
Technology](#)

[News, Events, Exhibits](#)
[Projects & Plans](#)
[Perkins Renovation](#)
[Jobs](#)

[Duke Libraries](#) > [About Us](#) > [Library Assessment](#) > [Library Statistics](#) > [2004/2005](#)

ARL Statistics Survey, 2004/2005 Perkins Library System (Including the Divinity School Library)

Volumes in Library:

- 1) Volumes held June 30, 2005 4,811,766
 - a) Volumes held June 20, 2004 4,757,133
 - b) Volumes added during year 54,633
 - i) Volumes added during year -- Gross 58,054
 - ii) Volumes withdrawn during the year 3,421
- 2) Number of monographic volumes purchased 54,647

Other Collections

Serials

- 4) Total number of current serials received 24,482
 - a) Number of current serials, including periodicals, purchased 23,566
 - b) Number of current serials, including periodicals received but not purchased 916
- 5) Government documents are included in count of Current Serials: No

Other Library Materials

- 6) Microform units 2,774,968
- 7) Government documents not counted elsewhere 1,246,974
- 8) Computer files 26,188
- 9) Manuscripts and archives (linear ft) 41,882

Audiovisual Materials

- 10) Cartographic 131,720
- 11) Graphic 342,573
- 12) Audio 47,991
- 13) Film and video 59,754

Expenditures

- 14) Are the below figures in Canadian dollars? No

Library Materials

- 15) Total library materials \$8,324,659
 - a) Monographs \$2,617,371
 - b) Current serials including periodicals \$5,707,288

c) Other library materials ua

d) Miscellaneous ua

16) Contract Binding \$142,278

Salaries and Wages

17) Total salaries and wages \$10,586,676

a) Professional staff \$6,706,394

b) Support staff \$3,526,302

c) Student assistants \$353,980

18) Fringe benefits are included in expenditures for salaries and wages Yes

Operating Expenditures

19) Other operating expenditures \$2,853,400

20) Total operating expenditures \$21,907,013

Electronic Materials Expenditures

21) Computer files \$296,277

22) Electronic Serials \$1,860,477

23) Bibliographic utilities, networks, and consortia

a) From internal library sources \$22,521

b) From external sources \$0

24) Computer hardware and software \$1,084

25) Document delivery / Interlibrary loan \$3,398

Personnel and Public Services

Personnel

26) Total FTE Staff 264.28

a) Professional staff, FTE 122.46

b) Support staff, FTE 118.66

c) Student assistants, FTE 23.16

Staffed Service Points and Hours

27) Number of library service points 16

28) Number of weekly public service hours 119

Instruction

29) Number of library presentations to groups 627

a) Figure based on sampling? No

30) Number of total participants in group presentations reported for Question 29 7,647

a) Figure based on sampling? No

Reference

31) Number of reference transactions 107,124

a) Figure based on sampling? Yes

Circulation

32) Number of initial circulations (excluding reserves) 322,381

33) Total circulations (initial and renewals, excluding reserves) 443,383

Interlibrary Loans

34) Total number of filled requests for materials provided to other libraries 26,691


35) Total number of filled requests for materials received from other libraries or providers 18,142



[Alumni Portal](#) | [Divinity School Library](#) | [Ford Library](#) | [Goodson Law Library](#) | [Library Service Center](#) | [Lilly Library](#) | [Marine Lab Library](#) | [Medical Center Library](#) | [Mobile](#) | [Music Library](#) | [Perkins/Bostock Library](#) | [Rubenstein Library](#) | [The Link](#)

[Use and Reproduction](#) | [Privacy](#) | [Contact Us](#) | [Support the Duke Libraries](#) | [Jobs](#) | [Duke.edu](#)



 919-660-5870
(Perkins Circulation Desk)

Unless otherwise specified on this page, this work is licensed under a [Creative Commons Attribution-NonCommercial-Share Alike 3.0 United States License](#).

Last modified July 10, 2009 2:58:18 PM EDT

Hours
Directions & Maps
Contact Us
Staff Directory

Libraries
Collections
Departments
Center for
Instructional
Technology

News, Events, Exhibits
Projects & Plans
Perkins Renovation
Jobs

[Duke Libraries](#) > [About Us](#) > [Library Assessment](#) > [Library Statistics](#) > [2004/2005](#)

ARL Supplementary Statistics Survey, 2004/2005 (Refer to footnotes below for complete information)

Number of Networked Electronic Resources:

- 1) Number of electronic journals purchased 34,398
- 2) Number of electronic "full-text" journals purchased 12,302
- 3) Number of electronic journals not purchased 4,477
- 4) Number of electronic reference sources 298
- 5) Number of electronic books 58,802

Expenditures for Networked Electronic Resources

- 6) Expenditures reported in Canadian dollars?
 - No Main Library
 - No Law Library
 - No Health Science Library
- 7) Expenditures for current electronic journals purchased \$800,990
- 8) Expenditures for electronic "full-text" journals \$1,251,451
- 9) Expenditures for electronic reference sources \$1,877,291
- 10) Expenditures for electronic books \$276,500

Use of Networked Electronic Resources and Services

- 11) Number of virtual reference transactions 9,828
- 12) Does your library offer federated searching across networked electronic resources?
 - Yes Main Library
 - Yes Law Library
 - Yes Health Science Library
- 13) Number of sessions (logins) to databases or services 0
 - a) Number of resources for which you are reporting 50,000
- 14) Number of searches (queries) in databases or services 0
 - a) Number of resources for which you are reporting 50,000
- 15) Number of successful full-text article requests 0
 - a) Number of resources for which you are reporting 50,000
- 16) Number of virtual visits
 - a) Number of virtual visits to library's website 20,049,102

b) Number of virtual visits to library's catalog 11,478

c) Excludes virtual visits from inside the library?

No Main Library

No Law Library

No Health Science Library

Library Digitization Activities

17) Number and Size of Library Digital Collections

a) Number of Collections 19

b) Size (in megabytes) 18,281

c) Items 48,408

18) Use of Library Digital Collections

a) Number of times items accessed 307,757

b) Number of queries conducted 330

19) Direct cost of digital collections construction and management

a) Direct cost of personnel \$185,323

b) Direct cost of equipment, software or contracted services \$17,600

20) Volumes Held Collectively 0

Footnotes

#7: Actual amount is higher. Perkins Library System data omitted.

#13, 14 & 15: Items answered with a 0 indicate responses that cannot be accurately answered given the definitions supplied in the questionnaire. Any other response would not truly represent accurate statistics or values related to digital collections at Duke.

#13a, 14a & 15a: Approximate amount.

#16a: Actual amount is higher. Perkins Library System and Law Library data omitted.

#16b: Actual amount is higher, only the Medical Center Library was able to provide this data.

#18a & 18b: Actual amount is higher, only the Medical Center Library was able to provide this data.



[Alumni Portal](#) | [Divinity School Library](#) | [Ford Library](#) | [Goodson Law Library](#) | [Library Service Center](#) | [Lilly Library](#) | [Marine Lab Library](#) | [Medical Center Library](#) | [Mobile](#) | [Music Library](#) | [Perkins/Bostock Library](#) | [Rubenstein Library](#) | [The Link](#)

[Use and Reproduction](#) | [Privacy](#) | [Contact Us](#) | [Support the Duke Libraries](#) | [Jobs](#) | [Duke.edu](#)



919-660-5870
(Perkins Circulation Desk)

Unless otherwise specified on this page, this work is licensed under a [Creative Commons Attribution-NonCommercial-Share Alike 3.0 United States License](#).

Last modified July 10, 2009 2:58:18 PM EDT

[Hours](#)
[Directions & Maps](#)
[Contact Us](#)
[Staff Directory](#)

[Libraries](#)
[Collections](#)
[Departments](#)
[Center for
Instructional
Technology](#)

[News, Events, Exhibits](#)
[Projects & Plans](#)
[Perkins Renovation](#)
[Jobs](#)

[Duke Libraries](#) > [About Us](#) > [Library Assessment](#) > [Library Statistics](#) > [2004/2005](#)

ARL Preservation Statistics Statistics Survey, 2004/2005 (All Duke Libraries)

Administration:

- 1) Does the library have a preservation administrator?
 - Yes Main Library
 - No Law Library
 - No Health Science Library
- 2) If yes, what percentage of the administrator's total job assignment is dedicated to preservation activities and preservation program management? 100%
- 3) If yes, what is the job title of the person to whom the preservation administrator reports? Director, Collections Services
- 4) If the library has a preservation administrator who supervises staff, how many staff are in the preservation unit (including the preservation administrator)? 8.60
 - a) Professional Staff FTE 2.10
 - b) Support Staff FTE 4.75
 - c) Student Assistants FTE 1.75
- 5) How many staff are engaged in preservation activities library-wide (including staff reported in item 4 above)? 9.41
 - a) Professional Staff FTE 2.13
 - b) Support Staff FTE 5.53
 - c) Student Assistants FTE 1.75

Expenditures

- 6) Expenditures reported in Canadian dollars?
 - No Main Library
 - No Law Library
 - No Health Science Library
- 7) Salaries and wages for staff engaged in preservation activities (as reported in line 5 above) \$330,224
 - a) Professional Staff \$118,893
 - b) Support Staff \$201,951
 - c) Student Assistants \$9,380
- 8) Contract expenditures \$184,875
 - a) Contract Conservation \$13,731

- b) Contract commercial binding (related to line 16 on the 2004-2005 ARL Statistics questionnaire; see instructions) \$170,411
- c) Contract preservation photocopying \$733
- d) Contract preservation microfilming \$0
- e) Other contract expenditures \$0
- 9) Preservation supplies \$29,348
- 10) Preservation equipment \$496
- 11) Total library expenditures \$544,943
- 12) Total preservation expenditures that came from external sources \$0

Treatment and Reformatting

Conservation Treatment

- 13) Number of volumes/pamphlets given conservation treatment 5,937
 - a) Volumes/pamphlets given Level 1 treatment 4,803
 - b) Volumes/pamphlets given Level 2 treatment 1,119
 - c) Volumes/pamphlets given Level 3 treatment 15
- 14) Number of unbound sheets given conservation treatment 21
- 15) Number of bound volumes/pamphlets mass deacidified 0
- 16) Number of linear feet of unbound papers mass deacidified 0
- 17) Number of photographs and non-paper items given conservation treatment (e.g., audio tapes, motion picture film) 0
- 18) Number of custom-fitted protective enclosures constructed 3,241

Commercial Binding

- 19) Number of volumes commercially bound 23,450

Preservation Reformatting

- 20) Number of bound volumes/pamphlets reformatted in their entirety
 - a) Photocopied 4
 - b) Microfilmed 0
 - c) Digitized (optional) 0
- 21) Number of single unbound sheets reformatted (e.g., one side of one manuscript page, one map)
 - a) Photocopied 0
 - b) Microfilmed 0
 - c) Digitized (optional) 0
- 22) Number of photographs and non-paper items reformatted (e.g., audio tapes, motion picture film)
 - a) By analog means 0
 - b) By digital means 0

Footnotes

#8, 11 & 22: Actual amount is higher. Archives and Special Collection data has been omitted.




[Alumni Portal](#) | [Divinity School Library](#) | [Ford Library](#) | [Goodson Law Library](#) | [Library Service Center](#) | [Lilly Library](#) | [Marine Lab Library](#) | [Medical Center Library](#) | [Mobile](#) | [Music Library](#) | [Perkins/Bostock Library](#) | [Rubenstein Library](#) | [The Link](#)

[Use and Reproduction](#) | [Privacy](#) | [Contact Us](#) | [Support the Duke Libraries](#) | [Jobs](#) | [Duke.edu](#)



 [ShareThis](#)



 **919-660-5870**
(Perkins Circulation Desk)

Unless otherwise specified on this page, this work is licensed under a [Creative Commons Attribution-NonCommercial-Share Alike 3.0 United States License](#).

Last modified July 10, 2009 2:58:18 PM EDT

[Hours](#)
[Directions & Maps](#)
[Contact Us](#)
[Staff Directory](#)

[Libraries](#)
[Collections](#)
[Departments](#)
[Center for Instructional Technology](#)

[News, Events, Exhibits](#)
[Projects & Plans](#)
[Perkins Renovation](#)
[Jobs](#)

[Duke Libraries](#) > [About Us](#) > [Library Assessment](#) > [Library Statistics](#) > [2004/2005](#)

Volume Count: All Duke Libraries 2004/2005


Library	Net	Total in Library			Total in Library	
		Added 03/04	6-30-04	Gross Added 04/05		Lost Withdrawn Transfers 6-30-05
B-ES	2,332		207,690	2,520	-8	210,202
Chem.	1,874		72,113	841	0	72,954
Div. Sch.	7,084		362,542	3,849	-1,307	365,084
D.M.L.	381		28,167	165	-958	27,374
Lilly	6,878		312,301	4,118	-224	316,195
Music	6,744		121,070	2,100	-9	123,161
Vesic	7,793		278,768	3,187	4	281,959
Perkins	61,180		3,348,921	34,656	-915	3,385,675
Special Coll.	3,013		n/a	3,621	0	3,621
E-books	0		22,528	0	0	22,528
Subtotal	136,609		4,754,100	55,057	-3,417	4,808,753
Fuqua	1,546		27,325	2,113	-990	28,448
Law	9,845		424,367	10,180	-1,306	433,241
Med. Ctr.	2,946		288,136	2,670	-282	290,524
Total	158,247		5,493,928	70,020	-5,995	5,560,966



[Alumni Portal](#) | [Divinity School Library](#) | [Ford Library](#) | [Goodson Law Library](#) | [Library Service Center](#) | [Lilly Library](#) | [Marine Lab Library](#) | [Medical Center Library](#) | [Mobile](#) | [Music Library](#) | [Perkins/Bostock Library](#) | [Rubenstein Library](#) | [The Link](#)

[Use and Reproduction](#) | [Privacy](#) | [Contact Us](#) | [Support the Duke Libraries](#) | [Jobs](#) | [Duke.edu](#)



 919-660-5870
 (Perkins Circulation Desk)





Unless otherwise specified on this page, this work is licensed under a [Creative Commons Attribution-Noncommercial-Share Alike 3.0 United States License](#).

Last modified July 10, 2009 2:58:18 PM EDT

[Hours](#)
[Directions & Maps](#)
[Contact Us](#)
[Staff Directory](#)

[Libraries](#)
[Collections](#)
[Departments](#)
[Center for Instructional Technology](#)

[News, Events, Exhibits](#)
[Projects & Plans](#)
[Perkins Renovation](#)
[Jobs](#)

[Duke Libraries](#) > [About Us](#) > [Library Assessment](#) > [Library Statistics](#) > [2004/2005](#)

Volume Count: All Duke Libraries 2004/2005


Library	Computer					
	Audio	Files	Graphic	Maps	Microforms	Video/ Film
Archives	1,382	18,697	59,182	460	103	6,199
B-ES	0	26	0	6	4,950	0
Chem.	0	9	0	0	14,267	0
Div. Sch.	0	104	0	0	40,151	0
D.M.L.	0	1	0	2	230	0
Lilly	1,711	145	0	3	43,823	21,859
LSC	1,280	4	0	15	35	398
Music	25,550	83	0	0	13,360	1,053
Docs.	0	5,032	0	128,900	1,281,303	0
News/Micro.	0	0	0	0	1,247,810	0
Ref.	0	100	0	0	102,907	0
Spec. Coll.	18,068	1,974	283,391	2,360	25,859	30,186
Vesic	0	113	0	0	170	0
SUBTOTAL	47,991	26,288	342,573	131,746	2,774,968	59,754
Fuqua	244	654	0	0	449,311	2,269
Law	277	191	0	0	1,006,024	300
Med. Ctr.	840	186	533,836	93	193	2,412
TOTAL	49,352	27,319	876,409	131,839	4,230,496	64,735



[Alumni Portal](#) | [Divinity School Library](#) | [Ford Library](#) | [Goodson Law Library](#) | [Library Service Center](#) | [Lilly Library](#) | [Marine Lab Library](#) | [Medical Center Library](#) | [Mobile](#) | [Music Library](#) | [Perkins/Bostock Library](#) | [Rubenstein Library](#) | [The Link](#)

[Use and Reproduction](#) | [Privacy](#) | [Contact Us](#) | [Support the Duke Libraries](#) | [Jobs](#) | [Duke.edu](#)



 919-660-5870
 (Perkins Circulation Desk)

 [ShareThis](#)



Unless otherwise specified on this page, this work is licensed under a [Creative Commons Attribution-NonCommercial-Share Alike 3.0 United States License](#).

Last modified July 10, 2009 2:58:18 PM EDT

Hours
Directions & Maps
Contact Us
Staff Directory

Libraries
Collections
Departments
Center for
Instructional
Technology

News, Events, Exhibits
Projects & Plans
Perkins Renovation
Jobs

[Duke Libraries](#) > [About Us](#) > [Library Assessment](#) > [Library Statistics](#) > [2004/2005](#)

Government Documents: All Duke Libraries (6-30-2005)

Library	Number
Fuqua	0
Law	0
Med. Ctr.	0
Perkins: Docs.	1,246,974
Total	1,246,974



[Alumni Portal](#) | [Divinity School Library](#) | [Ford Library](#) | [Goodson Law Library](#) | [Library Service Center](#) | [Lilly Library](#) | [Marine Lab Library](#) | [Medical Center Library](#) | [Mobile](#) | [Music Library](#) | [Perkins/Bostock Library](#) | [Rubenstein Library](#) | [The Link](#)

[Use and Reproduction](#) | [Privacy](#) | [Contact Us](#) | [Support the Duke Libraries](#) | [Jobs](#) | [Duke.edu](#)



919-660-5870
(Perkins Circulation Desk)

Unless otherwise specified on this page, this work is licensed under a [Creative Commons Attribution-NonCommercial-Share Alike 3.0 United States License](#).

Last modified July 10, 2009 2:58:18 PM EDT



[Hours](#)
[Directions & Maps](#)
[Contact Us](#)
[Staff Directory](#)

[Libraries](#)
[Collections](#)
[Departments](#)
[Center for Instructional Technology](#)

[News, Events, Exhibits](#)
[Projects & Plans](#)
[Perkins Renovation](#)
[Jobs](#)

[Duke Libraries](#) > [About Us](#) > [Library Assessment](#) > [Library Statistics](#) > [2004/2005](#)

Manuscripts: All Duke Libraries (6/30/2005)

Fuqua	0
Law	46,182
Med. Ctr.	5,294,283
Perkins: Spec. Coll.	17,837,262
Archives	4,653,105
Total	27,830,832



[Alumni Portal](#) | [Divinity School Library](#) | [Ford Library](#) | [Goodson Law Library](#) | [Library Service Center](#) | [Lilly Library](#) | [Marine Lab Library](#) | [Medical Center Library](#) | [Mobile](#) | [Music Library](#) | [Perkins/Bostock Library](#) | [Rubenstein Library](#) | [The Link](#)

[Use and Reproduction](#) | [Privacy](#) | [Contact Us](#) | [Support the Duke Libraries](#) | [Jobs](#) | [Duke.edu](#)



919-660-5870
(Perkins Circulation Desk)

Unless otherwise specified on this page, this work is licensed under a [Creative Commons Attribution-NonCommercial-Share Alike 3.0 United States License](#).

Last modified July 10, 2009 2:58:19 PM EDT