

Hours  
Directions & Maps  
Contact Us  
Staff Directory

Libraries  
Collections  
Departments  
Center for  
Instructional  
Technology

News, Events, Exhibits  
Projects & Plans  
Perkins Renovation  
Jobs

[Duke Libraries](#) > [About Us](#) > [Library Assessment](#) > [Library Statistics](#) > 2009/2010

## Statistics: Duke University Libraries

### Association of Research Libraries (ARL) Statistics 2009/2010

[Summary of 2009/2010 Statistics](#)  
[All Duke Libraries](#)  
[Divinity School Library](#)  
[Ford Library at the Fuqua School of Business](#)  
[Law School Library](#)  
[Medical Center Library](#)  
[Perkins Library System](#)

[Supplementary Statistics: All Duke Libraries](#)

### Growth and Holdings

[Volume count breakdown by library 2009/2010](#)  
[Manuscripts 2009/2010](#)  
[Government Documents 2009/2010](#)  
[Other Formats 2009/2010](#)

#### Library Statistics

[2009/2010](#)  
[2008/2009](#)  
[2007/2008](#)  
[2006/2007](#)  
[2005/2006](#)  
[2004/2005](#)  
[2003/2004](#)  
[2002/2003](#)  
[2001/2002](#)  
[2000/2001](#)

#### ARL Information

[ARL Instructions](#)  
[ARL Ranking & Statistics](#)  
[ARL Graphics & Tables](#)  
[ARL Program](#)

#### Questions?

Contact **Yvonne  
Belanger**  
[yvonne.belanger@duke.edu](mailto:yvonne.belanger@duke.edu)

(919) 660-6936



[Alumni Portal](#) | [Divinity School Library](#) | [Ford Library](#) | [Goodson Law Library](#) | [Library Service Center](#) | [Lilly Library](#) | [Marine Lab Library](#) |  
[Medical Center Library](#) | [Mobile](#) | [Music Library](#) | [Perkins/Bostock Library](#) | [Rubenstein Library](#) | [The Link](#)

[Use and Reproduction](#) | [Privacy](#) | [Contact Us](#) | [Support the Duke Libraries](#) | [Jobs](#) | [Duke.edu](#)



919-660-5870  
(Perkins Circulation Desk)

Unless otherwise specified on this page, this work is licensed under a  
[Creative Commons Attribution-Noncommercial-Share Alike 3.0 United States License](#).

Last modified March 15, 2011 1:59:06 PM EDT

[Hours](#)  
[Directions & Maps](#)  
[Contact Us](#)  
[Staff Directory](#)

[Libraries](#)  
[Collections](#)  
[Departments](#)  
[Center for Instructional Technology](#)

[News, Events, Exhibits](#)  
[Projects & Plans](#)  
[Perkins Renovation](#)  
[Jobs](#)

[Duke Libraries](#) > [About Us](#) > [Library Assessment](#) > [Library Statistics](#) > [2009/2010](#)

## 2009 Duke University Libraries Summary Statistics

	2009/2010	2008/2009	Change	%
Volumes held	6,174,814	6,073,696	101,118	1.66
Total Circulations	716,027	681,640	34,387	5.04
Reference Transactions	118,630	131,763	-13,133	-9.97
ILL Provided	37,190	35,589	1,601	4.50
ILL Received	27,749	29,378	-1,629	-5.54
Monographic Vols Purchased	74,263	72,142	2,121	2.94
Library Staff	346.5	348	-1.5	-0.43
Salaries & Wages	\$17,472,758	\$17,278,906	\$193,852	1.12
Materials Expenditures	\$17,272,288	\$16,451,465	\$820,823	4.99
Total Library Expenditures	\$40,696,213	\$37,855,231	\$2,840,982	7.51




[Alumni Portal](#) | [Divinity School Library](#) | [Ford Library](#) | [Goodson Law Library](#) | [Library Service Center](#) | [Lilly Library](#) | [Marine Lab Library](#) | [Medical Center Library](#) | [Mobile](#) | [Music Library](#) | [Perkins/Bostock Library](#) | [Rubenstein Library](#) | [The Link](#)

[Use and Reproduction](#) | [Privacy](#) | [Contact Us](#) | [Support the Duke Libraries](#) | [Jobs](#) | [Duke.edu](#)





 919-660-5870  
 (Perkins Circulation Desk)

Unless otherwise specified on this page, this work is licensed under a [Creative Commons Attribution-NonCommercial-Share Alike 3.0 United States License](#).

Last modified March 16, 2011 9:12:47 AM EDT

[Hours](#)  
[Directions & Maps](#)  
[Contact Us](#)  
[Staff Directory](#)

[Libraries](#)  
[Collections](#)  
[Departments](#)  
[Center for  
Instructional  
Technology](#)

[News, Events, Exhibits](#)  
[Projects & Plans](#)  
[Perkins Renovation](#)  
[Jobs](#)

[Duke Libraries](#) > [About Us](#) > [Library Assessment](#) > [Library Statistics](#) > [2009/2010](#)

## Duke University Libraries, 2009/2010 ARL Statistics

### Volumes

- 1) Volumes held June 30, 2010 [6,172,205](#)
  - a) Volumes held June 30, 2009 [6,084,524](#)
  - b) Volumes added during year [87,681](#)
    - i) Volumes added during year -- Gross [90,663](#)
    - ii) Volumes withdrawn during the year [2,982](#)
- 2) Number of monographic volumes purchased [74,263](#)
- 3) Basis of volume count is:
  - Bibliographic Main Library
  - Physical Law Library
  - Bibliographic Medical Center Library

### Other Collections

#### Serials

- 4) Total number of current serial titles currently received, including periodicals [113,602](#)
  - a) Number of serial titles currently purchased [74,013](#)
    - i) Electronic serials purchased [63,627](#)
    - ii) Print (and other format) serials [10,126](#)
  - b) Number of serials titles currently received but not purchased [39,589](#)
    - i) Consortial serials recieved but not purchased [0](#)
    - ii) Electronic serials received but not purchased that are freely accessible [37,710](#)
    - iii) Print (and other format) serials received but not purchased [128](#)
    - iv) Government documents serials received but not purchased [1,751](#)
- 5) Government documents are included in count of Current Serials:
  - Yes Main Library
  - Yes Law Library
  - No Medical Center Library

#### Other Library Materials

- 6) Microform units [4,422,497](#)
- 7) Government documents not counted elsewhere [1,267,656](#)
- 8) Computer files [41,223](#)
- 9) Manuscripts and archives (linear ft) [61,137](#)

#### Audiovisual Materials

- 10) Cartographic [271,840](#)

- 11) Graphic 980,015
- 12) Audio 69,391
- 13) Film and video 87,331

**Expenditures**

- 14) Are the below figures in Canadian dollars?
  - No Main Library
  - No Law Library
  - No Medical Center Library

**Library Materials**

- 15) Total library materials \$17,272,288
  - a) Monographs \$5,443,983
  - b) Serials, including periodicals \$10,171,392
  - c) Other library materials \$77,194
  - d) Miscellaneous \$1,579,719
- 16) Contract Binding \$127,702

**Salaries and Wages**

- 17) Total salaries and wages \$17,472,758
  - a) Professional staff \$12,204,695
  - b) Support staff \$4,733,522
  - c) Student assistants \$534,541
- 18) Fringe benefits are included in expenditures for salaries and wages
  - No Main Library
  - No Law Library
  - No Medical Center Library
- 19) Other operating expenditures \$5,567,449
- 20) Total operating expenditures \$40,696,213

**Electronic Materials Expenditures**

- 21) One-time electronic resource purchases \$363,099
- 22) Ongoing electronic resource purchases \$8,018,842
- 23) Bibliographic utilities, networks, and consortia
  - a) From internal library sources \$334,061
  - b) From external sources \$1,916
- 24) Computer hardware and software \$714,863
- 25) Document delivery / Interlibrary loan \$110,190

**Personnel**

- 26) Total FTE Staff 346.5
  - a) Professional staff, FTE 177.5
  - b) Support staff, FTE 120

c) Student assistants, FTE 49

**Staffed Service Points and Hours**

27) Number of library service points 19

28) Number of weekly public service hours  
 149 Main Library  
 104 Law Library  
 68 Medical Center Library

**Instruction**

29) Number of library presentations to groups 1,040

a) Figure based on sampling?  
 No Main Library  
 No Law Library  
 No Medical Center Library

30) Number of total participants in group presentations 13,489

a) Figure based on sampling?  
 No Main Library  
 No Law Library  
 No Health Science Library

**Reference**

31) Number of reference transactions 118,630

a) Figure based on sampling?  
 Yes Main Library  
 Yes Law Library  
 No Medical Center Library

**Circulation**

32) Number of initial circulations (excluding reserves) 494,521

33) Total circulations (initial and renewals, excluding reserves) 716,027

**Interlibrary Loans**

34) Total number of filled requests for materials provided to other libraries 37,190

35) Total number of filled requests for materials received from other libraries or providers 27,749

**Ph.D. Degrees and Faculty**

36) Number of Ph.D.s awarded in FY 2009-10 288

37) Number of fields in which Ph.D.s can be awarded 47

38) Number of full-time instructional faculty in FY 2009-10 1,079

**Enrollment -- Fall 2009 (totals)**

39) Full-time students, undergraduate and graduate 13,870


40) Part-time students, undergraduate and graduate 480

41) Full-time graduate students 7,320

42) Part-time graduate students 452





 **919-660-5870**  
(Perkins Circulation Desk)

Unless otherwise specified on this page, this work is licensed under a [Creative Commons Attribution-NonCommercial-Share Alike 3.0 United States License](#).

Last modified March 15, 2011 2:07:17 PM EDT

[Hours](#)  
[Directions & Maps](#)  
[Contact Us](#)  
[Staff Directory](#)

[Libraries](#)  
[Collections](#)  
[Departments](#)  
[Center for  
Instructional  
Technology](#)

[News, Events, Exhibits](#)  
[Projects & Plans](#)  
[Perkins Renovation](#)  
[Jobs](#)

[Duke Libraries](#) > [About Us](#) > [Library Assessment](#) > [Library Statistics](#) > 2009/2010

## Divinity School Library, 2009/2010 ARL Statistics

### Volumes

- 1) Volumes held June 30, 2010 398,309
  - a) Volumes held June 30, 2009 392,134
  - b) Volumes added during year 6,175
    - i) Volumes added during year -- Gross 6,184
    - ii) Volumes withdrawn during the year 9
- 2) Number of monographic volumes purchased 5,488
- 3) Basis of volume count is: Physical

### Other Collections

#### Serials

- 4) Total number of current serial titles currently received, including periodicals (included in PLS data)
  - a) Number of serial titles currently purchased (included in PLS data)
    - i) Electronic serials purchased (included in PLS data)
    - ii) Print (and other format) serials (included in PLS data)
  - b) Number of serials titles currently received but not purchased (included in PLS data)
    - i) Electronic serials received but not purchased (included in PLS data)
    - ii) Print (and other format) serials received but not purchased (included in PLS data)
- 5) Government documents are included in count of Current Serials: no

#### Other Library Materials

- 6) Microform units 43,844
- 7) Government documents not counted elsewhere 0
- 8) Computer files 90
- 9) Manuscripts and archives (linear ft) 0

#### Audiovisual Materials

- 10) Cartographic 0
- 11) Graphic 0
- 12) Audio 0
- 13) Film and video 0

### Expenditures

- 14) Are the below figures in Canadian dollars? no

**Library Materials**

- 15) Total library materials \$256,016
  - a) Monographs \$140,887
  - b) Serials, including periodicals \$91,377
  - c) Other library materials \$23,752
  - d) Miscellaneous (included in PLS data)
- 16) Contract Binding (included in PLS data)

**Salaries and Wages**

- 17) Total salaries and wages \$357,038
  - a) Professional staff \$242,160
  - b) Support staff \$91,865
  - c) Student assistants \$23,013
- 18) Fringe benefits are included in expenditures for salaries and wages yes
- 19) Other operating expenditures \$32,541
- 20) Total operating expenditures \$645,595

**Electronic Materials Expenditures**

- 21) One-time electronic resource purchases \$21,565
- 22) Ongoing electronic resource purchases \$388
- 23) Bibliographic utilities, networks, and consortia
  - a) From internal library sources (included in PLS data)
  - b) From external sources (included in PLS data)
- 24) Computer hardware and software \$1,557
- 25) Document delivery / Interlibrary loan (included in PLS data)

**Personnel**

- 26) Total FTE Staff 6
  - a) Professional staff, FTE 3
  - b) Support staff, FTE 2
  - c) Student assistants, FTE 1

**Staffed Service Points and Hours**

- 27) Number of library service points 2
- 28) Number of weekly public service hours 85

**Instruction**

- 29) Number of library presentations to groups 34
  - a) Figure based on sampling? no
- 30) Number of total participants in group presentations 253



a) Figure based on sampling? no

#### Reference

31) Number of reference transactions 1,606

a) Figure based on sampling? no

#### Circulation

32) Number of initial circulations (excluding reserves) 45,257

33) Total circulations (initial and renewals, excluding reserves) 63,781

#### Interlibrary Loans

34) Total number of filled requests for materials provided to other libraries 0

35) Total number of filled requests for materials received from other libraries or providers 0



[Alumni Portal](#) | [Divinity School Library](#) | [Ford Library](#) | [Goodson Law Library](#) | [Library Service Center](#) | [Lilly Library](#) | [Marine Lab Library](#) | [Medical Center Library](#) | [Mobile](#) | [Music Library](#) | [Perkins/Bostock Library](#) | [Rubenstein Library](#) | [The Link](#)

[Use and Reproduction](#) | [Privacy](#) | [Contact Us](#) | [Support the Duke Libraries](#) | [Jobs](#) | [Duke.edu](#)



919-660-5870  
(Perkins Circulation Desk)

Unless otherwise specified on this page, this work is licensed under a [Creative Commons Attribution-Noncommercial-Share Alike 3.0 United States License](#).

Last modified February 23, 2011 10:42:50 AM EST

Hours  
Directions & Maps  
Contact Us  
Staff Directory

Libraries  
Collections  
Departments  
Center for  
Instructional  
Technology

News, Events, Exhibits  
Projects & Plans  
Perkins Renovation  
Jobs

[Duke Libraries](#) > [About Us](#) > [Library Assessment](#) > [Library Statistics](#) > [2009/2010](#)

## Ford Library at the Fuqua School of Business, 2009/2010 ARL Statistics

### Volumes

- 1) Volumes held June 30, 2010 34,063
  - a) Volumes held June 30, 2009 32,733
  - b) Volumes added during year 1,330
    - i) Volumes added during year -- Gross 1,664
    - ii) Volumes withdrawn during the year 334
- 2) Number of monographic volumes purchased 821
- 3) Basis of volume count is: Physical

### Other Collections

#### Serials

- 4) Total number of current serial titles currently received, including periodicals 468
  - a) Number of serial titles currently purchased 468
    - i) Electronic serials purchased 208
    - ii) Print (and other format) serials 260
  - b) Number of serials titles currently received but not purchased 0
    - i) Electronic serials received but not purchased na
    - ii) Print (and other format) serials received but not purchased na
- 5) Government documents are included in count of Current Serials: Yes

#### Other Library Materials

- 6) Microform units 433,884
- 7) Government documents not counted elsewhere na
- 8) Computer files 161
- 9) Manuscripts and archives (linear ft) na

#### Audiovisual Materials

- 10) Cartographic na
- 11) Graphic na
- 12) Audio 504
- 13) Film and video 2,047

### Expenditures

14) Are the below figures in Canadian dollars? No

**Library Materials**

- 15) Total library materials \$1,206,922
  - a) Monographs \$74,003
  - b) Serials, including periodicals \$280,294
  - c) Other library materials \$9,277
  - d) Miscellaneous \$843,348
- 16) Contract Binding \$1,561

**Salaries and Wages**

- 17) Total salaries and wages \$542,338
  - a) Professional staff \$377,830
  - b) Support staff \$117,675
  - c) Student assistants \$46,833
- 18) Fringe benefits are included in expenditures for salaries and wages? No

- 19) Other operating expenditures \$1,163
- 20) Total operating expenditures \$1,751,984

**Electronic Materials Expenditures**

- 21) One-time electronic resource purchases \$0
- 22) Ongoing electronic resource purchases \$843,348
- 23) Bibliographic utilities, networks, and consortia
  - a) From internal library sources ua
  - b) From external sources \$1,916
- 24) Computer hardware and software ua
- 25) Document delivery / Interlibrary loan \$15

**Personnel**

- 26) Total FTE Staff 12
  - a) Professional staff, FTE 6
  - b) Support staff, FTE 4
  - c) Student assistants, FTE 2

**Staffed Service Points and Hours**

- 27) Number of library service points 2
- 28) Number of weekly public service hours 103

**Instruction**

- 29) Number of library presentations to groups 68

- a) Figure based on sampling? no
- 30) Number of total participants in group presentations 1,048
- a) Figure based on sampling? no

**Reference**

- 31) Number of reference transactions 1,483
- a) Figure based on sampling? no

**Circulation**

- 32) Number of initial circulations (excluding reserves) 18,288
- 33) Total circulations (initial and renewals, excluding reserves) 31,406

**Interlibrary Loans**

- 34) Total number of filled requests for materials provided to other libraries 152
- 35) Total number of filled requests for materials received from other libraries or providers 108



[Alumni Portal](#) | [Divinity School Library](#) | [Ford Library](#) | [Goodson Law Library](#) | [Library Service Center](#) | [Lilly Library](#) | [Marine Lab Library](#) | [Medical Center Library](#) | [Mobile](#) | [Music Library](#) | [Perkins/Bostock Library](#) | [Rubenstein Library](#) | [The Link](#)

[Use and Reproduction](#) | [Privacy](#) | [Contact Us](#) | [Support the Duke Libraries](#) | [Jobs](#) | [Duke.edu](#)



919-660-5870  
(Perkins Circulation Desk)

Unless otherwise specified on this page, this work is licensed under a [Creative Commons Attribution-NonCommercial-Share Alike 3.0 United States License](#).

Last modified February 23, 2011 11:15:28 AM EST

[Hours](#)  
[Directions & Maps](#)  
[Contact Us](#)  
[Staff Directory](#)

[Libraries](#)  
[Collections](#)  
[Departments](#)  
[Center for  
Instructional  
Technology](#)

[News, Events, Exhibits](#)  
[Projects & Plans](#)  
[Perkins Renovation](#)  
[Jobs](#)

[Duke Libraries](#) > [About Us](#) > [Library Assessment](#) > [Library Statistics](#) > [2009/2010](#)

## Law School Library, 2009/2010 ARL Statistics

### Volumes

- 1) Volumes held June 30, 2010 [502,687](#)
  - a) Volumes held June 30, 2009 [494,094](#)
  - b) Volumes added during year [8,593](#)
    - i) Volumes added during year -- Gross [10,057](#)
    - ii) Volumes withdrawn during the year [1,464](#)
- 2) Number of monographic volumes purchased [ua](#)
- 3) Basis of volume count is: [Physical](#)

### Other Collections

#### Serials

- 4) Total number of current serial titles currently received, including periodicals [6,590](#)
  - a) Number of serial titles currently purchased [6,361](#)
    - i) Electronic serials purchased [4,063](#)
    - ii) Print (and other format) serials [2,298](#)
  - b) Number of serials titles currently received but not purchased [229](#)
    - i) Consortial serials received but not purchased [0](#)
    - ii) Electronic serials received but not purchased that are freely accessible [101](#)
    - iii) Print (and other format) serials received but not purchased [128](#)
    - iv) Government document serials [0](#)
- 5) Government documents are included in count of Current Serials [yes](#)

#### Other Library Materials

- 6) Microform units [1,229,263](#)
- 7) Government documents not counted elsewhere [0](#)
- 8) Computer files [220](#)
- 9) Manuscripts and archives (linear ft) [118](#)

#### Audiovisual Materials

- 10) Cartographic [0](#)
- 11) Graphic [0](#)
- 12) Audio [271](#)
- 13) Film and video [451](#)

**Expenditures**

14) Are the below figures in Canadian dollars? no

**Library Materials**

15) Total library materials \$1,715,507

a) Monographs \$227,091

b) Serials, including periodicals \$1,385,015

c) Other library materials \$12,055

d) Miscellaneous \$91,346

16) Contract Binding \$16,894

**Salaries and Wages**

17) Total salaries and wages \$1,448,268

a) Professional staff \$1,008,271

b) Support staff \$408,769

c) Student assistants \$31,228

18) Fringe benefits are included in expenditures for salaries and wages no

19) Other operating expenditures \$90,646

20) Total operating expenditures \$3,271,315

**Electronic Materials Expenditures**

21) One-time electronic resource purchases \$17,476

22) Ongoing electronic resource purchases \$168,189

23) Bibliographic utilities, networks, and consortia

a) From internal library sources \$13,619

b) From external sources ua

24) Computer hardware and software \$35,960

25) Document delivery / Interlibrary loan \$7,036

**Personnel**

26) Total FTE Staff 28

a) Professional staff, FTE 12

b) Support staff, FTE 10

c) Student assistants, FTE 6

**Staffed Service Points and Hours**

27) Number of library service points 3

28) Number of weekly public service hours 104

**Instruction**

29) Number of library presentations to groups 192

a) Figure based on sampling? no

30) Number of total participants in group presentations 1,064

a) Figure based on sampling? no

#### Reference

31) Number of reference transactions 4,192

a) Figure based on sampling? yes

#### Circulation

32) Number of initial circulations (excluding reserves) 20,180

33) Total circulations (initial and renewals, excluding reserves) 36,303

#### Interlibrary Loans

34) Total number of filled requests for materials provided to other libraries 1,213

35) Total number of filled requests for materials received from other libraries or providers 929

#### Footnotes


1a. Revised due to one-time download of e-book collection records for Making of Modern Law - Trials (10,868).



[Alumni Portal](#) | [Divinity School Library](#) | [Ford Library](#) | [Goodson Law Library](#) | [Library Service Center](#) | [Lilly Library](#) | [Marine Lab Library](#) | [Medical Center Library](#) | [Mobile](#) | [Music Library](#) | [Perkins/Bostock Library](#) | [Rubenstein Library](#) | [The Link](#)

[Use and Reproduction](#) | [Privacy](#) | [Contact Us](#) | [Support the Duke Libraries](#) | [Jobs](#) | [Duke.edu](#)



 919-660-5870  
(Perkins Circulation Desk)

Unless otherwise specified on this page, this work is licensed under a [Creative Commons Attribution-NonCommercial-Share Alike 3.0 United States License](#).

Last modified March 1, 2011 2:44:21 PM EST

[Hours](#)  
[Directions & Maps](#)  
[Contact Us](#)  
[Staff Directory](#)

[Libraries](#)  
[Collections](#)  
[Departments](#)  
[Center for  
Instructional  
Technology](#)

[News, Events, Exhibits](#)  
[Projects & Plans](#)  
[Perkins Renovation](#)  
[Jobs](#)

[Duke Libraries](#) > [About Us](#) > [Library Assessment](#) > [Library Statistics](#) > [2009/2010](#)

## Medical Center Library, 2009/2010 ARL Statistics

### Volumes

- 1) Volumes held June 30, 2010 [248,383](#)
  - a) Volumes held June 30, 2009 [247,664](#)
  - b) Volumes added during year [719](#)
    - i) Volumes added during year -- Gross [1,525](#)
    - ii) Volumes withdrawn during the year [806](#)
- 2) Number of monographic volumes purchased [207](#)
- 3) Basis of volume count is: [Bibliographic](#)

### Other Collections

#### Serials

- 4) Total number of current serial titles currently received, including periodicals [5,108](#)
  - a) Number of serial titles currently purchased [1,019](#)
    - i) Electronic serials purchased [925](#)
    - ii) Print (and other format) serials [94](#)
  - b) Number of serials titles currently received but not purchased [ua](#)
    - i) Consortial serials received but not purchased [ua](#)
    - ii) Electronic serials received but not purchased that are freely accessible [ua](#)
    - iii) Print (and other format) serials received but not purchased [ua](#)
    - iv) Government document serials received but not purchased [n/a](#)
- 5) Government documents are included in count of Current Serials [no](#)

#### Other Library Materials

- 6) Microform units [193](#)
- 7) Government documents not counted elsewhere [0](#)
- 8) Computer files [30,992](#)
- 9) Manuscripts and archives (linear ft) [12,464](#)

#### Audiovisual Materials

- 10) Cartographic [93](#)
- 11) Graphic [591,609](#)
- 12) Audio [1,269](#)
- 13) Film and video [3,338](#)



**Expenditures**

14) Are the below figures in Canadian dollars? no

**Library Materials**

15) Total library materials \$1,759,176

a) Monographs \$47,281

b) Serials, including periodicals \$1,433,376

c) Other library materials \$55,862

d) Miscellaneous \$222,657

16) Contract Binding \$2,012

**Salaries and Wages**

17) Total salaries and wages \$1,681,869

a) Professional staff \$1,199,822

b) Support staff \$482,047

c) Student assistants \$0

18) Fringe benefits are included in expenditures for salaries and wages no

19) Other operating expenditures \$333,668

20) Total operating expenditures \$3,776,725

**Electronic Materials Expenditures**

21) One-time electronic resource purchases \$2,588

22) Ongoing electronic resource purchases \$1,149,591

23) Bibliographic utilities, networks, and consortia

a) From internal library sources \$82,016

b) From external sources \$0

24) Computer hardware and software \$90,551

25) Document delivery / Interlibrary loan \$260

**Personnel**

26) Total FTE Staff 29.5

a) Professional staff, FTE 22.5

b) Support staff, FTE 7

c) Student assistants, FTE 0

**Staffed Service Points and Hours**

27) Number of library service points 3

28) Number of weekly public service hours 68

**Instruction**

29) Number of library presentations to groups 199

a) Figure based on sampling? no

30) Number of total participants in group presentations 3,656

a) Figure based on sampling? no

#### Reference

31) Number of reference transactions 9,100

a) Figure based on sampling? no

#### Circulation

32) Number of initial circulations (excluding reserves) 12,789

33) Total circulations (initial and renewals, excluding reserves) 17,696

#### Interlibrary Loans

34) Total number of filled requests for materials provided to other libraries 9,097

35) Total number of filled requests for materials received from other libraries or providers 1,425

#### Footnotes



[Alumni Portal](#) | [Divinity School Library](#) | [Ford Library](#) | [Goodson Law Library](#) | [Library Service Center](#) | [Lilly Library](#) | [Marine Lab Library](#) | [Medical Center Library](#) | [Mobile](#) | [Music Library](#) | [Perkins/Bostock Library](#) | [Rubenstein Library](#) | [The Link](#)

[Use and Reproduction](#) | [Privacy](#) | [Contact Us](#) | [Support the Duke Libraries](#) | [Jobs](#) | [Duke.edu](#)



919-660-5870  
(Perkins Circulation Desk)

Unless otherwise specified on this page, this work is licensed under a [Creative Commons Attribution-Noncommercial-Share Alike 3.0 United States License](#).

Last modified March 8, 2011 2:13:20 PM EST

[Hours](#)  
[Directions & Maps](#)  
[Contact Us](#)  
[Staff Directory](#)

[Libraries](#)  
[Collections](#)  
[Departments](#)  
[Center for  
Instructional  
Technology](#)

[News, Events, Exhibits](#)  
[Projects & Plans](#)  
[Perkins Renovation](#)  
[Jobs](#)

[Duke Libraries](#) > [About Us](#) > [Library Assessment](#) > [Library Statistics](#) > [2009/2010](#)

## Perkins Library System, 2009/2010 ARL Statistics

### Volumes

- 1) Volumes held June 30, 2010 [4,991,372](#)
  - a) Volumes held June 30, 2009 [4,917,899](#)
  - b) Volumes added during year [73,473](#)
    - i) Volumes added during year -- Gross [73,842](#)
    - ii) Volumes withdrawn during the year [369](#)
- 2) Number of monographic volumes purchased [67,747](#)
- 3) Basis of volume count is: [Bibliographic](#)

### Other Collections

#### Serials

- 4) Total number of serial titles currently received, including periodicals [105,525](#)
  - a) Number of serial titles currently purchased [66,165](#)
    - i) Electronic serials purchased [58,431](#)
    - ii) Print (and other format) serials [7,734](#)
  - b) Number of serials titles currently received but not purchased [39,360](#)
    - i) Consortial [n/a](#)
    - ii) Freely accessible [37,609](#)
    - iii) Print (and other format) -*exchanges, gifts, etc.* [n/a](#)
    - iv) Government documents [1,751](#)
- 5) Government documents are included in count of Current Serials: [yes](#)

### Other Library Materials

- 6) Microform units [2,715,313](#)
- 7) Government documents not counted elsewhere [1,267,656](#)
- 8) Computer files [9,760](#)
- 9) Manuscripts and archives (linear ft) [48,555](#)

#### Audiovisual Materials

- 10) Cartographic [271,747](#)
- 11) Graphic [388,406](#)
- 12) Audio [67,347](#)
- 13) Film and video [81,495](#)

### Expenditures

14) Are the below figures in Canadian dollars? no

**Library Materials**

15) Total library materials \$12,590,683

a) Monographs \$5,095,608

b) Serials, including periodicals \$7,072,707

c) Other library materials n/a

d) Miscellaneous \$422,368

16) Contract Binding \$107,235

**Salaries and Wages**

17) Total salaries and wages \$13,443,245

a) Professional staff \$9,376,612

b) Support staff \$3,633,166

c) Student assistants \$433,467

18) Fringe benefits are included in expenditures for salaries and wages no

19) Other operating expenditures \$5,109,431

20) Total operating expenditures \$31,250,594

**Electronic Materials Expenditures**

21) One-time electronic resource purchases \$321,470

22) Ongoing electronic resource purchases \$5,857,714

23) Bibliographic utilities, networks, and consortia

a) From internal library sources \$238,426

b) From external sources n/a

24) Computer hardware and software \$586,795

25) Document delivery / Interlibrary loan \$102,879

**Personnel**

26) Total FTE Staff 271

a) Professional staff, FTE 134

b) Support staff, FTE 97

c) Student assistants, FTE 40

**Staffed Service Points and Hours**

27) Number of library service points 9

28) Number of weekly public service hours  
149 Main Library

**Instruction**

29) Number of library presentations to groups 635

a) Figure based on sampling? no

30) Number of total participants in group presentations 8,391

a) Figure based on sampling? no

**Reference**

31) Number of reference transactions 102,249

a) Figure based on sampling? yes

**Circulation**

32) Number of initial circulations (excluding reserves) 398,007

33) Total circulations (initial and renewals, excluding reserves) 566,841

**Interlibrary Loans**

34) Total number of filled requests for materials provided to other libraries 26,728

35) Total number of filled requests for materials received from other libraries or providers 25,287

**Ph.D. Degrees and Faculty**

36) Number of Ph.D.s awarded in FY 2009-10 288

37) Number of fields in which Ph.D.s can be awarded 47

38) Number of full-time instructional faculty in FY 2009-10 1,079

**Enrollment -- Fall 2009 (totals)**

39) Full-time students, undergraduate and graduate 13,870

40) Part-time students, undergraduate and graduate 480

41) Full-time graduate students 7,320

42) Part-time graduate students 452



[Alumni Portal](#) | [Divinity School Library](#) | [Ford Library](#) | [Goodson Law Library](#) | [Library Service Center](#) | [Lilly Library](#) | [Marine Lab Library](#) | [Medical Center Library](#) | [Mobile](#) | [Music Library](#) | [Perkins/Bostock Library](#) | [Rubenstein Library](#) | [The Link](#)

[Use and Reproduction](#) | [Privacy](#) | [Contact Us](#) | [Support the Duke Libraries](#) | [Jobs](#) | [Duke.edu](#)



[ShareThis](#)



**919-660-5870**  
(Perkins Circulation Desk)

Unless otherwise specified on this page, this work is licensed under a [Creative Commons Attribution-NonCommercial-Share Alike 3.0 United States License](#).

Last modified March 15, 2011 2:04:29 PM EDT

Hours  
Directions & Maps  
Contact Us  
Staff Directory

Libraries  
Collections  
Departments  
Center for  
Instructional  
Technology

News, Events, Exhibits  
Projects & Plans  
Perkins Renovation  
Jobs

[Duke Libraries](#) > [About Us](#) > [Library Assessment](#) > [Library Statistics](#) > [2009/2010](#)

## ARL Supplementary Statistics Survey, 2009/2010

### Electronic Books:

- 1) Number of electronic books held 289,233
- 2) Expenditures for electronic books \$498,079
- 3) Are the above expenditures reported in Canadian dollars no

### Use of Electronic Resources and Services:

- 4) Number of virtual reference transactions 32,990
- 5) Does the library offer federated searching across networked electronic resources? yes
- 6) Number of sessions (logins) to databases or services 356,920
  - a) Number of resources for which you are reporting 208
- 7) Number of searches (queries) in databases or services 2,427,389
  - a) Number of resources for which you are reporting 13
- 8) Number of successful full-text article requests n/a
  - a) Number of resources for which you are reporting n/a
- 9) Number of virtual visits
  - a) Number of virtual visits to library's website 9,418,186
  - b) Number of virtual visits to library's catalog 1,010,386
  - c) Excludes virtual visits from inside the library? no

### Library Digitization Activities:

- 10) Number and Size of Library Digital Collections
  - a) Number of Collections 106
  - b) Size (in gigabytes) 530,042
  - c) Items 122,392
- 11) Use of Library Digital Collections
  - a) Number of times items accessed 4,827,219
  - b) Number of queries conducted 267,348
- 12) Direct cost of digital collections construction and management
  - a) Direct cost of personnel \$111,360
  - b) Direct cost of equipment, software or contracted services \$270,748
- 13) Volumes Held Collectively n/a

### Footnotess



[Alumni Portal](#) | [Divinity School Library](#) | [Ford Library](#) | [Goodson Law Library](#) | [Library Service Center](#) | [Lilly Library](#) | [Marine Lab Library](#) | [Medical Center Library](#) | [Mobile](#) | [Music Library](#) | [Perkins/Bostock Library](#) | [Rubenstein Library](#) | [The Link](#)

[Use and Reproduction](#) | [Privacy](#) | [Contact Us](#) | [Support the Duke Libraries](#) | [Jobs](#) | [Duke.edu](#)





**919-660-5870**  
**(Perkins Circulation Desk)**

Unless otherwise specified on this page, this work is licensed under a [Creative Commons Attribution-Noncommercial-Share Alike 3.0 United States License](https://creativecommons.org/licenses/by-nc-sa/3.0/).

Last modified March 9, 2011 9:33:45 AM EST

[Hours](#)  
[Directions & Maps](#)  
[Contact Us](#)  
[Staff Directory](#)

[Libraries](#)  
[Collections](#)  
[Departments](#)  
[Center for Instructional Technology](#)

[News, Events, Exhibits](#)  
[Projects & Plans](#)  
[Perkins Renovation](#)  
[Jobs](#)

[Duke Libraries](#) > [About Us](#) > [Library Assessment](#) > [Library Statistics](#) > [2009/2010](#)

## Volume Count: All Duke Libraries 2009/2010

Library	Total in Library 6-30-09	Volumes Added Gross	2010 Total
Div. Sch.	392,134	6,175	398,309
D.M.L.	28,669	43	28,712
Lilly	342,580	7,153	349,738
Music	128,046	1,051	129,097
Perkins/Bostock	4,018,339	60,876	4,079,215
Special Coll.	223,504	1,736	225,240
*E-books	176,761	2,609	179,370
Fuqua	32,733	1,330	34,063
Law	494,094	8,593	502,687
Med. Ctr.	247,664	719	248,383
<b>*Total</b>	<b>6,073,696</b>	<b>90,290</b>	<b>6,174,814</b>


Footnotes



[Alumni Portal](#) | [Divinity School Library](#) | [Ford Library](#) | [Goodson Law Library](#) | [Library Service Center](#) | [Lilly Library](#) | [Marine Lab Library](#) | [Medical Center Library](#) | [Mobile](#) | [Music Library](#) | [Perkins/Bostock Library](#) | [Rubenstein Library](#) | [The Link](#)

[Use and Reproduction](#) | [Privacy](#) | [Contact Us](#) | [Support the Duke Libraries](#) | [Jobs](#) | [Duke.edu](#)



 919-660-5870  
 (Perkins Circulation Desk)





Unless otherwise specified on this page, this work is licensed under a [Creative Commons Attribution-Noncommercial-Share Alike 3.0 United States License](#).

Last modified March 2, 2011 10:12:53 AM EST



[Hours](#)  
[Directions & Maps](#)  
[Contact Us](#)  
[Staff Directory](#)

[Libraries](#)  
[Collections](#)  
[Departments](#)  
[Center for Instructional Technology](#)

[News, Events, Exhibits](#)  
[Projects & Plans](#)  
[Perkins Renovation](#)  
[Jobs](#)

[Duke Libraries](#) > [About Us](#) > [Library Assessment](#) > [Library Statistics](#) > **2009/2010**

## Manuscripts, Duke Libraries 6/30/2010

Library	Manuscripts
Law	63,366
Medical Center	6,790,902
Perkins, Special Collections	19,950,087
Perkins, University Archives	6,123,948
<b>Total</b>	<b>32,928,303</b>



[Alumni Portal](#) | [Divinity School Library](#) | [Ford Library](#) | [Goodson Law Library](#) | [Library Service Center](#) | [Lilly Library](#) | [Marine Lab Library](#) | [Medical Center Library](#) | [Mobile](#) | [Music Library](#) | [Perkins/Bostock Library](#) | [Rubenstein Library](#) | [The Link](#)

[Use and Reproduction](#) | [Privacy](#) | [Contact Us](#) | [Support the Duke Libraries](#) | [Jobs](#) | [Duke.edu](#)



919-660-5870  
(Perkins Circulation Desk)

Unless otherwise specified on this page, this work is licensed under a [Creative Commons Attribution-NonCommercial-Share Alike 3.0 United States License](#).

Last modified March 2, 2011 10:09:58 AM EST

- [Hours](#)
- [Directions & Maps](#)
- [Contact Us](#)
- [Staff Directory](#)
- [Libraries](#)
- [Collections](#)
- [Departments](#)
- [Center for Instructional Technology](#)
- [News, Events, Exhibits](#)
- [Projects & Plans](#)
- [Perkins Renovation](#)
- [Jobs](#)

[Duke Libraries](#) > [About Us](#) > [Library Assessment](#) > [Library Statistics](#) > [2009/2010](#)

## Duke Libraries, Government Documents: June 30, 2010

Library	Number
Electronic Records & Serials Management	1,267,656
FUQUA	0
Law	0
Medical Center	0
Perkins	0
<b>Total</b>	<b>1,267,656</b>



[Alumni Portal](#) | [Divinity School Library](#) | [Ford Library](#) | [Goodson Law Library](#) | [Library Service Center](#) | [Lilly Library](#) | [Marine Lab Library](#) | [Medical Center Library](#) | [Mobile](#) | [Music Library](#) | [Perkins/Bostock Library](#) | [Rubenstein Library](#) | [The Link](#)

[Use and Reproduction](#) | [Privacy](#) | [Contact Us](#) | [Support the Duke Libraries](#) | [Jobs](#) | [Duke.edu](#)



919-660-5870  
(Perkins Circulation Desk)

Unless otherwise specified on this page, this work is licensed under a [Creative Commons Attribution-NonCommercial-Share Alike 3.0 United States License](#).

Last modified February 23, 2011 11:43:33 AM EST



[Hours](#)  
[Directions & Maps](#)  
[Contact Us](#)  
[Staff Directory](#)

[Libraries](#)  
[Collections](#)  
[Departments](#)  
[Center for  
Instructional  
Technology](#)

[News, Events, Exhibits](#)  
[Projects & Plans](#)  
[Perkins Renovation](#)  
[Jobs](#)

[Duke Libraries](#) > [About Us](#) > [Library Assessment](#) > [Library Statistics](#) > [2009/2010](#)

## Other Format Holdings, Duke University Libraries 6/30/2010

Library	Computer							Gov Docs (not counted elsewhere)
	Audio	Files	Graphic	Maps	Microforms	Video/Film	E-books	
Divinity School	0	90	0	0	43,844	0	0	0
Ford Business	504	161	0	0	433,884	2,047	938	0
Law	271	220	0	0	1,229,263	451	37,481	0
Medical Center	1,269	30,992	591,609	93	193	3,338	116	0
Perkins System	67,347	9,760	388,406	140,765	2,715,313	81,495	179,381	1,267,656
<b>Total</b>	<b>69,391</b>	<b>41,223</b>	<b>980,015</b>	<b>140,858</b>	<b>4,422,497</b>	<b>87,331</b>	<b>217,916</b>	<b>1,267,656</b>

\*Decrease due to reporting some Computer Files as Digital Collection this year, in Sup. no. 10.



[Alumni Portal](#) | [Divinity School Library](#) | [Ford Library](#) | [Goodson Law Library](#) | [Library Service Center](#) | [Lilly Library](#) | [Marine Lab Library](#) |  
[Medical Center Library](#) | [Mobile](#) | [Music Library](#) | [Perkins/Bostock Library](#) | [Rubenstein Library](#) | [The Link](#)

[Use and Reproduction](#) | [Privacy](#) | [Contact Us](#) | [Support the Duke Libraries](#) | [Jobs](#) | [Duke.edu](#)



[ShareThis](#)



919-660-5870  
(Perkins Circulation Desk)

Unless otherwise specified on this page, this work is licensed under a [Creative Commons Attribution-NonCommercial-Share Alike 3.0 United States License](#).

Last modified March 8, 2011 1:22:07 PM EST