

Hours
Directions & Maps
Contact Us
Staff Directory

Libraries
Collections
Departments
Center for
Instructional
Technology

News, Events, Exhibits
Projects & Plans
Perkins Renovation
Jobs

[Duke Libraries](#) > [About Us](#) > [Library Assessment](#) > [Library Statistics](#) > 2006/2007

Statistics: Duke University Libraries

Association of Research Libraries (ARL) Statistics 2006/2007

[Summary of 2006/2007 Statistics](#)
[All Duke Libraries](#)
[Divinity School Library](#)
[Fuqua School of Business Library](#)
[Law School Library](#)
[Medical Center Library](#)
[Perkins Library System](#)

Growth and Holdings

[Volume count breakdown by library 2006/2007](#)
[Manuscripts 2006/2007](#)
[Other Formats 2006/2007](#)

Library Statistics

Statistical Data

[2009/2010](#)
[2008/2009](#)
[2007/2008](#)
[2006/2007](#)
[2005/2006](#)
[2004/2005](#)
[2003/2004](#)
[2002/2003](#)
[2001/2002](#)
[2000/2001](#)

ARL Information

[ARL Instructions](#)
[ARL Ranking & Statistics](#)
[ARL Graphics & Tables](#)

Questions?

Contact **Yvonne Belanger**
yvonne.belanger@duke.edu

(919) 660-7892



[Alumni Portal](#) | [Divinity School Library](#) | [Ford Library](#) | [Goodson Law Library](#) | [Library Service Center](#) | [Lilly Library](#) | [Marine Lab Library](#) | [Medical Center Library](#) | [Mobile](#) | [Music Library](#) | [Perkins/Bostock Library](#) | [Rubenstein Library](#) | [The Link](#)

[Use and Reproduction](#) | [Privacy](#) | [Contact Us](#) | [Support the Duke Libraries](#) | [Jobs](#) | [Duke.edu](#)



919-660-5870
(Perkins Circulation Desk)

Unless otherwise specified on this page, this work is licensed under a [Creative Commons Attribution-NonCommercial-Share Alike 3.0 United States License](#).

Last modified April 1, 2010 1:23:08 PM EDT

[Hours](#)
[Directions & Maps](#)
[Contact Us](#)
[Staff Directory](#)

[Libraries](#)
[Collections](#)
[Departments](#)
[Center for Instructional Technology](#)

[News, Events, Exhibits](#)
[Projects & Plans](#)
[Perkins Renovation](#)
[Jobs](#)

[Duke Libraries](#) > [About Us](#) > [Library Assessment](#) > [Library Statistics](#) > [2006/2007](#)

2007 Duke University Libraries Summary Statistics


	2006/2007	2005/2006	Change	%
• Volumes held	5,872,136	5,665,241	206,895	3.65%
• Total Circulations	650,818	536,007	114,811	24.42%
• Reference Transactions	148,173	137,001	11,172	8.16%
• ILL Provided	37,021	59,964	-22,943	-38.27%
• ILL Received	25,535	30,613	-5,078	-16.59%
• Monographic Vols Purchased	66,344	67,985	-1,641	-2.41%
• Library Staff	370	360	10	2.78%
• Salaries & Wages	\$15,426,545	\$14,598,282	\$828,263	5.67%
• Materials Expenditures	\$16,736,707	\$13,961,002	\$2,775,705	1.97%
• Total Library Expenditures	\$35,769,252	\$33,531,731	\$2,237,521	6.67%



[Alumni Portal](#) | [Divinity School Library](#) | [Ford Library](#) | [Goodson Law Library](#) | [Library Service Center](#) | [Lilly Library](#) | [Marine Lab Library](#) | [Medical Center Library](#) | [Mobile](#) | [Music Library](#) | [Perkins/Bostock Library](#) | [Rubenstein Library](#) | [The Link](#)

[Use and Reproduction](#) | [Privacy](#) | [Contact Us](#) | [Support the Duke Libraries](#) | [Jobs](#) | [Duke.edu](#)



 919-660-5870
 (Perkins Circulation Desk)



Unless otherwise specified on this page, this work is licensed under a [Creative Commons Attribution-NonCommercial-Share Alike 3.0 United States License](#).

Last modified July 10, 2009 2:58:23 PM EDT

[Hours](#)
[Directions & Maps](#)
[Contact Us](#)
[Staff Directory](#)

[Libraries](#)
[Collections](#)
[Departments](#)
[Center for
Instructional
Technology](#)

[News, Events, Exhibits](#)
[Projects & Plans](#)
[Perkins Renovation](#)
[Jobs](#)

[Duke Libraries](#) > [About Us](#) > [Library Assessment](#) > [Library Statistics](#) > [2006/2007](#)

Duke University Libraries, 2006/2007 ARL Statistics

Volumes

- 1) Volumes held June 30, 2007 [5,872,136](#)
 - a) Volumes held June 20, 2006 [5,785,496](#)
 - b) Volumes added during year [86,640](#)
 - i) Volumes added during year -- Gross [98,905](#)
 - ii) Volumes withdrawn during the year [12,265](#)
- 2) Number of monographic volumes purchased [66,344](#)
- 3) Basis of volume count is:
 - Bibliographic Main Library
 - Bibliographic Law Library
 - Bibliographic Medical Center Library

Other Collections

Serials

- 4) Total number of current serial titles currently received, including periodicals [47,122](#)
 - a) Number of serial titles currently purchased [46,965](#)
 - i) Electronic serials purchased [34,746](#)
 - ii) Print (and other format) serials [12,219](#)
 - b) Number of serials titles currently received but not purchased [157](#)
 - i) Electronic serials received but not purchased [8](#)
 - ii) Print (and other format) serials received but not purchased [149](#)
- 5) Government documents are included in count of Current Serials:
 - No Main Library
 - No Law Library
 - No Medical Center Library

Other Library Materials

- 6) Microform units [4,301,882](#)
- 7) Government documents not counted elsewhere [1,252,784](#)
- 8) Computer files [58,509](#)
- 9) Manuscripts and archives (linear ft) [53,289](#)

Audiovisual Materials

- 10) Cartographic [132,323](#)
- 11) Graphic [917,600](#)
- 12) Audio [56,529](#)

13) Film and video 74,980

Expenditures

14) Are the below figures in Canadian dollars?
No Main Library
No Law Library
No Medical Center Library

Library Materials

15) Total library materials \$16,736,707

- a) Monographs \$5,810,298
- b) Serials, including periodicals \$9,745,194
- c) Other library materials \$95,250
- d) Miscellaneous \$1,085,965

16) Contract Binding \$184,550

Salaries and Wages

17) Total salaries and wages \$15,426,545

- a) Professional staff \$9,890,275
- b) Support staff \$4,980,627
- c) Student assistants \$555,643

18) Fringe benefits are included in expenditures for salaries and wages
No Main Library
No Law Library
No Medical Center Library

19) Other operating expenditures \$3,421,450

20) Total operating expenditures \$35,769,252

Electronic Materials Expenditures

21) One-time electronic resource purchases \$2,430,253

22) Ongoing electronic resource purchases \$4,328,015

23) Bibliographic utilities, networks, and consortia

- a) From internal library sources \$357,944
- b) From external sources \$3,359

24) Computer hardware and software \$825,484

25) Document delivery / Interlibrary loan \$38,077

Personnel

26) Total FTE Staff 371

- a) Professional staff, FTE 180
- b) Support staff, FTE 153
- c) Student assistants, FTE 38

Staffed Service Points and Hours

27) Number of library service points 19

28) Number of weekly public service hours

149 Main Library

108 Law Library

86 Medical Center Library

Instruction

29) Number of library presentations to groups 1,377

a) Figure based on sampling?

No Main Library

No Law Library

No Medical Center Library

30) Number of total participants in group presentations 14,145

a) Figure based on sampling?

No Main Library

No Law Library

No Health Science Library

Reference

31) Number of reference transactions 148,173

a) Figure based on sampling?

Yes Main Library

Yes Law Library

No Medical Center Library

Circulation

32) Number of initial circulations (excluding reserves) 428,673

33) Total circulations (initial and renewals, excluding reserves) 650,818

Interlibrary Loans

34) Total number of filled requests for materials provided to other libraries 37,021

35) Total number of filled requests for materials received from other libraries or providers 25,535

Ph.D. Degrees and Faculty

36) Number of Ph.D.s awarded in FY 2007 288

37) Number of fields in which Ph.D.s can be awarded 44

38) Number of full-time instructional faculty in FY 2007 991

Enrollment -- Fall 2006 (totals)

39) Full-time students, undergraduate and graduate 12,824

40) Part-time students, undergraduate and graduate 293

41) Full-time graduate students 6,627

42) Part-time graduate students 276

Footnotes

1.a. The change from 5,665,241 to 5,785,496 is the result of a one time down load of ebook MARC records into the catalog of 120,255 monographic titles.

1.b.ii. Increase due to the Divinity School library withdrawing more books from the collection in FY07 and the Law Library reducing its collection to prepare for reduced shelving space in a renovated library.

4. Decrease due to new serial count methodology established by ARL.

15.a. Large increase in monographic expenditures is the result of extensive additional funding for FY08-12 from the University Strategic

- Investment Plan (SIP) for acquiring electronic journal back files and retrospective electronic collections.
- 15.c. Actual amount is higher. Retrieval by material format is not readily available from the integrated library system.
- 19. Decrease due to a decrease in other operating expenditures in FY07.
- 21. Large increase in monographic or one time expenditures is the result of extensive additional funding for FY08-12 from the University Strategic Investment Plan (SIP) for acquiring electronic journal back files and retrospective electronic collections.
- 23.a. Included are expenditures for four bibliographic utilities: SOLINET cataloging services, GOBI Plus (YBP); YBP cataloging records for approval, and RLG Union Catalog. Increase over FY06 due to omission of SOLINET charges in responses in previous years.
- 24. Increase due to a hardware refresh for most library staff and an increase of hardware purchases for patrons in public service areas.
- 25. In previous fiscal years SOLINET ILL/document delivery funding was omitted from this response.
- 27. Decrease due to the consolidation of the University Archives service point with the Special Collections Services point and the Chemistry Library being consolidated into the main library.
- 34. Decrease due to a decrease in total requests filled in FY07.
- 35. Decrease due to a decrease in requests received in FY07.
- 40. Decrease due to normal fluctuations in enrollment.
- 42. Decrease due to normal fluctuations in enrollment.



[Alumni Portal](#) | [Divinity School Library](#) | [Ford Library](#) | [Goodson Law Library](#) | [Library Service Center](#) | [Lilly Library](#) | [Marine Lab Library](#) | [Medical Center Library](#) | [Mobile](#) | [Music Library](#) | [Perkins/Bostock Library](#) | [Rubenstein Library](#) | [The Link](#)

[Use and Reproduction](#) | [Privacy](#) | [Contact Us](#) | [Support the Duke Libraries](#) | [Jobs](#) | [Duke.edu](#)



[ShareThis](#)



919-660-5870
(Perkins Circulation Desk)

Unless otherwise specified on this page, this work is licensed under a [Creative Commons Attribution-NonCommercial-Share Alike 3.0 United States License](#).

Last modified April 8, 2010 2:26:09 PM EDT

[Hours](#)
[Directions & Maps](#)
[Contact Us](#)
[Staff Directory](#)

[Libraries](#)
[Collections](#)
[Departments](#)
[Center for
Instructional
Technology](#)

[News, Events, Exhibits](#)
[Projects & Plans](#)
[Perkins Renovation](#)
[Jobs](#)

[Duke Libraries](#) > [About Us](#) > [Library Assessment](#) > [Library Statistics](#) > [2006/2007](#)

Divinity School Library, 2006/2007 ARL Statistics

Volumes

- 1) Volumes held June 30, 2007 377,209
 - a) Volumes held June 20, 2006 372,111
 - b) Volumes added during year 5,098
 - i) Volumes added during year -- Gross 5,098
 - ii) Volumes withdrawn during the year 0
- 2) Number of monographic volumes purchased (included in PLS data)
- 3) Basis of volume count is: Bibliographic

Other Collections

Serials

- 4) Total number of current serial titles currently received, including periodicals (included in PLS data)
 - a) Number of serial titles currently purchased (included in PLS data)
 - i) Electronic serials purchased (included in PLS data)
 - ii) Print (and other format) serials (included in PLS data)
 - b) Number of serials titles currently received but not purchased (included in PLS data)
 - i) Electronic serials received but not purchased (included in PLS data)
 - ii) Print (and other format) serials received but not purchased (included in PLS data)
- 5) Government documents are included in count of Current Serials: no

Other Library Materials

- 6) Microform units 41,137
- 7) Government documents not counted elsewhere 0
- 8) Computer files 86
- 9) Manuscripts and archives (linear ft) 0

Audiovisual Materials

- 10) Cartographic 0
- 11) Graphic 0
- 12) Audio 0
- 13) Film and video 0

Expenditures

- 14) Are the below figures in Canadian dollars? no

Library Materials

- 15) Total library materials (included in PLS data)
 - a) Monographs (included in PLS data)
 - b) Serials, including periodicals (included in PLS data)
 - c) Other library materials (included in PLS data)
 - d) Miscellaneous (included in PLS data)
- 16) Contract Binding (included in PLS data)

Salaries and Wages

- 17) Total salaries and wages \$277,851
 - a) Professional staff \$180,806
 - b) Support staff \$70,176
 - c) Student assistants \$26,869
- 18) Fringe benefits are included in expenditures for salaries and wages no
- 19) Other operating expenditures \$91,505
- 20) Total operating expenditures \$369,356

Electronic Materials Expenditures

- 21) One-time electronic resource purchases (included in PLS data)
- 22) Ongoing electronic resource purchases (included in PLS data)
- 23) Bibliographic utilities, networks, and consortia
 - a) From internal library sources (included in PLS data)
 - b) From external sources (included in PLS data)
- 24) Computer hardware and software \$0
- 25) Document delivery / Interlibrary loan (included in PLS data)

Personnel

- 26) Total FTE Staff 6
 - a) Professional staff, FTE 3
 - b) Support staff, FTE 2
 - c) Student assistants, FTE 1

Staffed Service Points and Hours

- 27) Number of library service points 2
- 28) Number of weekly public service hours 86

Instruction

- 29) Number of library presentations to groups 57
 - a) Figure based on sampling? no
- 30) Number of total participants in group presentations 394

a) Figure based on sampling? [no](#)

Reference

31) Number of reference transactions [1,696](#)

a) Figure based on sampling? [no](#)

Circulation

32) Number of initial circulations (excluding reserves) [28,121](#)

33) Total circulations (initial and renewals, excluding reserves) [45,992](#)

Interlibrary Loans

34) Total number of filled requests for materials provided to other libraries [\(included in PLS data\)](#)

35) Total number of filled requests for materials received from other libraries or providers
[\(included in PLS data\)](#)



[Alumni Portal](#) | [Divinity School Library](#) | [Ford Library](#) | [Goodson Law Library](#) | [Library Service Center](#) | [Lilly Library](#) | [Marine Lab Library](#) | [Medical Center Library](#) | [Mobile](#) | [Music Library](#) | [Perkins/Bostock Library](#) | [Rubenstein Library](#) | [The Link](#)

[Use and Reproduction](#) | [Privacy](#) | [Contact Us](#) | [Support the Duke Libraries](#) | [Jobs](#) | [Duke.edu](#)



919-660-5870
(Perkins Circulation Desk)

Unless otherwise specified on this page, this work is licensed under a [Creative Commons Attribution-NonCommercial-Share Alike 3.0 United States License](#).

Last modified July 10, 2009 2:58:26 PM EDT

Hours
Directions & Maps
Contact Us
Staff Directory

Libraries
Collections
Departments
Center for
Instructional
Technology

News, Events, Exhibits
Projects & Plans
Perkins Renovation
Jobs

[Duke Libraries](#) > [About Us](#) > [Library Assessment](#) > [Library Statistics](#) > [2006/2007](#)

Ford Library at the Fuqua School of Business, 2006/2007 ARL Statistics

Volumes

- 1) Volumes held June 30, 2007 [29,716](#)
 - a) Volumes held June 20, 2006 [28,408](#)
 - b) Volumes added during year [1,308](#)
 - i) Volumes added during year -- Gross [1,925](#)
 - ii) Volumes withdrawn during the year [617](#)
- 2) Number of monographic volumes purchased [844](#)
- 3) Basis of volume count is:
Physical

Other Collections

Serials

- 4) Total number of current serial titles currently received, including periodicals [ua](#)
 - a) Number of serial titles currently purchased [ua](#)
 - i) Electronic serials purchased [ua](#)
 - ii) Print (and other format) serials [ua](#)
 - b) Number of serials titles currently received but not purchased [ua](#)
 - i) Electronic serials received but not purchased [ua](#)
 - ii) Print (and other format) serials received but not purchased [ua](#)
- 5) Government documents are included in count of Current Serials:
No

Other Library Materials

- 6) Microform units [451,615](#)
- 7) Government documents not counted elsewhere [0](#)
- 8) Computer files [465](#)
- 9) Manuscripts and archives (linear ft) [0](#)

Audiovisual Materials

- 10) Cartographic [0](#)
- 11) Graphic [0](#)
- 12) Audio [225](#)
- 13) Film and video [3,401](#)

Expenditures

- 14) Are the below figures in Canadian dollars?
No

Library Materials

- 15) Total library materials \$1,038,167
- a) Monographs \$49,540
 - b) Serials, including periodicals \$268,595
 - c) Other library materials \$9,269
 - d) Miscellaneous \$710,763
- 16) Contract Binding \$6,291

Salaries and Wages

- 17) Total salaries and wages \$464,935
- a) Professional staff \$303,200
 - b) Support staff \$104,900
 - c) Student assistants \$56,835
- 18) Fringe benefits are included in expenditures for salaries and wages
No
- 19) Other operating expenditures \$71,289
- 20) Total operating expenditures \$1,580,682

Electronic Materials Expenditures

- 21) One-time electronic resource purchases ua
- 22) Ongoing electronic resource purchases \$710,763
- 23) Bibliographic utilities, networks, and consortia
- a) From internal library sources \$0
 - b) From external sources \$3,359
- 24) Computer hardware and software \$403
- 25) Document delivery / Interlibrary loan \$0

Personnel

- 26) Total FTE Staff 12
- a) Professional staff, FTE 4.50
 - b) Support staff, FTE 3.50
 - c) Student assistants, FTE 4

Staffed Service Points and Hours

- 27) Number of library service points 1
- 28) Number of weekly public service hours 101

Instruction

- 29) Number of library presentations to groups 29

a) Figure based on sampling? no

30) Number of total participants in group presentations 816

a) Figure based on sampling? no

Reference

31) Number of reference transactions 1,282

a) Figure based on sampling? no

Circulation

32) Number of initial circulations (excluding reserves) 13,989

33) Total circulations (initial and renewals, excluding reserves) 25,934

Interlibrary Loans

34) Total number of filled requests for materials provided to other libraries 153


35) Total number of filled requests for materials received from other libraries or providers 274



[Alumni Portal](#) | [Divinity School Library](#) | [Ford Library](#) | [Goodson Law Library](#) | [Library Service Center](#) | [Lilly Library](#) | [Marine Lab Library](#) | [Medical Center Library](#) | [Mobile](#) | [Music Library](#) | [Perkins/Bostock Library](#) | [Rubenstein Library](#) | [The Link](#)

[Use and Reproduction](#) | [Privacy](#) | [Contact Us](#) | [Support the Duke Libraries](#) | [Jobs](#) | [Duke.edu](#)



 919-660-5870
(Perkins Circulation Desk)

Unless otherwise specified on this page, this work is licensed under a [Creative Commons Attribution-NonCommercial-Share Alike 3.0 United States License](#).

Last modified July 10, 2009 2:58:24 PM EDT

[Hours](#)
[Directions & Maps](#)
[Contact Us](#)
[Staff Directory](#)

[Libraries](#)
[Collections](#)
[Departments](#)
[Center for
Instructional
Technology](#)

[News, Events, Exhibits](#)
[Projects & Plans](#)
[Perkins Renovation](#)
[Jobs](#)

[Duke Libraries](#) > [About Us](#) > [Library Assessment](#) > [Library Statistics](#) > [2006/2007](#)

Law School Library, 2006/2007 ARL Statistics

Volumes

- 1) Volumes held June 30, 2007 442,021
 - a) Volumes held June 20, 2006 442,049
 - b) Volumes added during year -28
 - i) Volumes added during year -- Gross 10,152
 - ii) Volumes withdrawn during the year -10,180
- 2) Number of monographic volumes purchased 844
- 3) Basis of volume count is:
 - Physical

Other Collections

Serials

- 4) Total number of current serial titles currently received, including periodicals 3,411
 - a) Number of serial titles currently purchased 3,257
 - i) Electronic serials purchased 36
 - ii) Print (and other format) serials 3,221
 - b) Number of serials titles currently received but not purchased 154
 - i) Electronic serials received but not purchased 8
 - ii) Print (and other format) serials received but not purchased 146
- 5) Government documents are included in count of Current Serials no

Other Library Materials

- 6) Microform units 1,172,484
- 7) Government documents not counted elsewhere 0
- 8) Computer files 194
- 9) Manuscripts and archives (linear ft) 86

Audiovisual Materials

- 10) Cartographic 0
- 11) Graphic 0
- 12) Audio 273
- 13) Film and video 299

Expenditures

- 14) Are the below figures in Canadian dollars? no

Library Materials

- 15) Total library materials \$1,708,420
 - a) Monographs \$234,915
 - b) Serials, including periodicals \$1,331,183
 - c) Other library materials \$53,376
 - d) Miscellaneous \$88,946
- 16) Contract Binding \$17,264

Salaries and Wages

- 17) Total salaries and wages \$1,305,465
 - a) Professional staff \$869,480
 - b) Support staff \$395,904
 - c) Student assistants \$40,081
- 18) Fringe benefits are included in expenditures for salaries and wages no
- 19) Other operating expenditures \$86,116
- 20) Total operating expenditures \$3,117,265

Electronic Materials Expenditures

- 21) One-time electronic resource purchases ua
- 22) Ongoing electronic resource purchases \$204,091
- 23) Bibliographic utilities, networks, and consortia
 - a) From internal library sources \$10,000
 - b) From external sources \$0
- 24) Computer hardware and software \$17,940
- 25) Document delivery / Interlibrary loan \$419

Personnel

- 26) Total FTE Staff 26
 - a) Professional staff, FTE 11
 - b) Support staff, FTE 11
 - c) Student assistants, FTE 4

Staffed Service Points and Hours

- 27) Number of library service points 3
- 28) Number of weekly public service hours 104

Instruction

- 29) Number of library presentations to groups 80
 - a) Figure based on sampling? no
- 30) Number of total participants in group presentations 808

a) Figure based on sampling? no

Reference

31) Number of reference transactions 4,750

a) Figure based on sampling? yes

Circulation

32) Number of initial circulations (excluding reserves) 27,889

33) Total circulations (initial and renewals, excluding reserves) 42,930

Interlibrary Loans

34) Total number of filled requests for materials provided to other libraries 530

35) Total number of filled requests for materials received from other libraries or providers 847

Footnotes

1.b. Volumes showed negative growth because a large number of duplicate titles were discarded in preparation for library renovation. The renovated space resulted in a 20% loss in shelf space.



[Alumni Portal](#) | [Divinity School Library](#) | [Ford Library](#) | [Goodson Law Library](#) | [Library Service Center](#) | [Lilly Library](#) | [Marine Lab Library](#) | [Medical Center Library](#) | [Mobile](#) | [Music Library](#) | [Perkins/Bostock Library](#) | [Rubenstein Library](#) | [The Link](#)

[Use and Reproduction](#) | [Privacy](#) | [Contact Us](#) | [Support the Duke Libraries](#) | [Jobs](#) | [Duke.edu](#)



919-660-5870
(Perkins Circulation Desk)

Unless otherwise specified on this page, this work is licensed under a [Creative Commons Attribution-NonCommercial-Share Alike 3.0 United States License](#).

Last modified July 10, 2009 2:58:24 PM EDT

[Hours](#)
[Directions & Maps](#)
[Contact Us](#)
[Staff Directory](#)

[Libraries](#)
[Collections](#)
[Departments](#)
[Center for
Instructional
Technology](#)

[News, Events, Exhibits](#)
[Projects & Plans](#)
[Perkins Renovation](#)
[Jobs](#)

[Duke Libraries](#) > [About Us](#) > [Library Assessment](#) > [Library Statistics](#) > [2006/2007](#)

Medical Center Library, 2006/2007 ARL Statistics

Volumes

- 1) Volumes held June 30, 2007 296,491
 - a) Volumes held June 20, 2006 292,972
 - b) Volumes added during year 3,519
 - i) Volumes added during year -- Gross 3,750
 - ii) Volumes withdrawn during the year 231
- 2) Number of monographic volumes purchased 599
- 3) Basis of volume count is: Physical

Other Collections

Serials

- 4) Total number of current serial titles currently received, including periodicals 3,411
 - a) Number of serial titles currently purchased 1,197
 - i) Electronic serials purchased 1,022
 - ii) Print (and other format) serials 175
 - b) Number of serials titles currently received but not purchased 3
 - i) Electronic serials received but not purchased 0
 - ii) Print (and other format) serials received but not purchased 3
- 5) Government documents are included in count of Current Serials no

Other Library Materials

- 6) Microform units 193
- 7) Government documents not counted elsewhere 0
- 8) Computer files 28,764
- 9) Manuscripts and archives (linear ft) 10,720

Audiovisual Materials

- 10) Cartographic 93
- 11) Graphic 548,836
- 12) Audio 1,108
- 13) Film and video 2,545

Expenditures

- 14) Are the below figures in Canadian dollars? no

Library Materials

- 15) Total library materials \$1,525,274
 - a) Monographs \$96,693
 - b) Serials, including periodicals \$1,293,343
 - c) Other library materials \$32,605
 - d) Miscellaneous \$102,633
- 16) Contract Binding \$7,261

Salaries and Wages

- 17) Total salaries and wages \$1,820,610
 - a) Professional staff \$1,158,786
 - b) Support staff \$661,824
 - c) Student assistants \$0
- 18) Fringe benefits are included in expenditures for salaries and wages no
- 19) Other operating expenditures \$201,530
- 20) Total operating expenditures \$3,554,675

Electronic Materials Expenditures

- 21) One-time electronic resource purchases ua
- 22) Ongoing electronic resource purchases \$1,075,071
- 23) Bibliographic utilities, networks, and consortia
 - a) From internal library sources \$79,908
 - b) From external sources \$0
- 24) Computer hardware and software \$100,397
- 25) Document delivery / Interlibrary loan \$3,598

Personnel

- 26) Total FTE Staff 40.38
 - a) Professional staff, FTE 23.50
 - b) Support staff, FTE 16.88
 - c) Student assistants, FTE 0

Staffed Service Points and Hours

- 27) Number of library service points 3
- 28) Number of weekly public service hours 86

Instruction

- 29) Number of library presentations to groups 695
 - a) Figure based on sampling? no
- 30) Number of total participants in group presentations 4,904

a) Figure based on sampling? [no](#)

Reference

31) Number of reference transactions [9,441](#)

a) Figure based on sampling? [no](#)

Circulation

32) Number of initial circulations (excluding reserves) [14,833](#)

33) Total circulations (initial and renewals, excluding reserves) [29,666](#)

Interlibrary Loans

34) Total number of filled requests for materials provided to other libraries [13,137](#)

35) Total number of filled requests for materials received from other libraries or providers [1,407](#)



[Alumni Portal](#) | [Divinity School Library](#) | [Ford Library](#) | [Goodson Law Library](#) | [Library Service Center](#) | [Lilly Library](#) | [Marine Lab Library](#) | [Medical Center Library](#) | [Mobile](#) | [Music Library](#) | [Perkins/Bostock Library](#) | [Rubenstein Library](#) | [The Link](#)

[Use and Reproduction](#) | [Privacy](#) | [Contact Us](#) | [Support the Duke Libraries](#) | [Jobs](#) | [Duke.edu](#)



919-660-5870
(Perkins Circulation Desk)

Unless otherwise specified on this page, this work is licensed under a [Creative Commons Attribution-NonCommercial-Share Alike 3.0 United States License](#).

Last modified July 10, 2009 2:58:24 PM EDT

[Hours](#)
[Directions & Maps](#)
[Contact Us](#)
[Staff Directory](#)

[Libraries](#)
[Collections](#)
[Departments](#)
[Center for
Instructional
Technology](#)

[News, Events, Exhibits](#)
[Projects & Plans](#)
[Perkins Renovation](#)
[Jobs](#)

[Duke Libraries](#) > [About Us](#) > [Library Assessment](#) > [Library Statistics](#) > [2006/2007](#)

Perkins Library System, 2006/2007 ARL Statistics

Volumes

- 1) Volumes held June 30, 2007 [4,726,699](#)
 - a) Volumes held June 20, 2006 [4,649,956](#)
 - b) Volumes added during year [76,743](#)
 - i) Volumes added during year -- Gross [77,980](#)
 - ii) Volumes withdrawn during the year [1,237](#)
- 2) Number of monographic volumes purchased [62,157](#)
- 3) Basis of volume count is: [Bibliographic](#)

Other Collections

Serials

- 4) Total number of current serial titles currently received, including periodicals [42,511](#)
 - a) Number of serial titles currently purchased [42,511](#)
 - i) Electronic serials purchased [33,688](#)
 - ii) Print (and other format) serials [8,823](#)
 - b) Number of serials titles currently received but not purchased [ua](#)
 - i) Electronic serials received but not purchased [ua](#)
 - ii) Print (and other format) serials received but not purchased [ua](#)
- 5) Government documents are included in count of Current Serials: [no](#)

Other Library Materials

- 6) Microform units [2,636,453](#)
- 7) Government documents not counted elsewhere [1,252,784](#)
- 8) Computer files [29,000](#)
- 9) Manuscripts and archives (linear ft) [42,483](#)

Audiovisual Materials

- 10) Cartographic [132,230](#)
- 11) Graphic [368,764](#)
- 12) Audio [54,923](#)
- 13) Film and video [68,735](#)

Expenditures

- 14) Are the below figures in Canadian dollars? [no](#)

Library Materials

- 15) Total library materials \$12,464,846
 - a) Monographs \$5,429,150
 - b) Serials, including periodicals \$6,852,073
 - c) Other library materials ua
 - d) Miscellaneous \$183,623
- 16) Contract Binding \$153,734

Salaries and Wages

- 17) Total salaries and wages \$11,557,684
 - a) Professional staff \$7,378,003
 - b) Support staff \$3,747,823
 - c) Student assistants \$431,858
- 18) Fringe benefits are included in expenditures for salaries and wages no
- 19) Other operating expenditures \$2,971,010
- 20) Total operating expenditures \$27,147,274

Electronic Materials Expenditures

- 21) One-time electronic resource purchases \$2,430,253
- 22) Ongoing electronic resource purchases \$2,338,090
- 23) Bibliographic utilities, networks, and consortia \$268,036
 - a) From internal library sources \$268,036
 - b) From external sources \$0
- 24) Computer hardware and software \$706,744
- 25) Document delivery / Interlibrary loan \$34,060

Personnel

- 26) Total FTE Staff 286
 - a) Professional staff, FTE 137
 - b) Support staff, FTE 120
 - c) Student assistants, FTE 29

Staffed Service Points and Hours

- 27) Number of library service points 9
- 28) Number of weekly public service hours
149 Main Library

Instruction

- 29) Number of library presentations to groups 516
 - a) Figure based on sampling? no

30) Number of total participants in group presentations 7,223a) Figure based on sampling? no**Reference**31) Number of reference transactions 131,004a) Figure based on sampling? yes**Circulation**32) Number of initial circulations (excluding reserves) 343,84133) Total circulations (initial and renewals, excluding reserves) 506,296**Interlibrary Loans**34) Total number of filled requests for materials provided to other libraries 23,20135) Total number of filled requests for materials received from other libraries or providers 23,007**Ph.D. Degrees and Faculty**36) Number of Ph.D.s awarded in FY 2007 28837) Number of fields in which Ph.D.s can be awarded 4438) Number of full-time instructional faculty in FY 2007 991**Enrollment -- Fall 2006 (totals)**39) Full-time students, undergraduate and graduate 12,82440) Part-time students, undergraduate and graduate 29341) Full-time graduate students 6,62742) Part-time graduate students 276**Footnotes**

4. Decrease due to new serial count methodology established by ARL.

15.a. Large increase in monographic expenditures is the result of extensive additional funding for FY08-12 from the University Strategic Investment Plan (SIP) for acquiring electronic journal back files and retrospective electronic collections.

15.c. Actual amount is higher. Retrieval by material format is not readily available from the integrated library system.

19. Decrease due to a decrease in other operating expenditures in FY07.

21. Large increase in monographic or one time expenditures is the result of extensive additional funding for FY08-12 from the University Strategic Investment Plan (SIP) for acquiring electronic journal back files and retrospective electronic collections.

23.a. Included are expenditures for four bibliographic utilities: SOLINET cataloging services, GOBI Plus (YBP); YBP cataloging records for approval, and RLG Union Catalog. Increase over FY06 due to omission of SOLINET charges in responses in previous years.

24. Increase due to a hardware refresh for most library staff and an increase of hardware purchases for patrons in public service areas.

25. In previous fiscal years SOLINET ILL/document delivery funding was omitted from this response.

34. Decrease due to a decrease in total requests filled in FY07.

35. Decrease due to a decrease in requests received in FY07.

40. Decrease due to normal fluctuations in enrollment.

42. Decrease due to normal fluctuations in enrollment.



Alumni Portal | Divinity School Library | Ford Library | Goodson Law Library | Library Service Center | Lilly Library | Marine Lab Library |
 Medical Center Library | Mobile | Music Library | Perkins/Bostock Library | Rubenstein Library | The Link

Use and Reproduction | Privacy | Contact Us | Support the Duke Libraries | Jobs | Duke.edu



ShareThis

CC BY-NC-SA

919-660-5870
 (Perkins Circulation Desk)

Unless otherwise specified on this page, this work is licensed under a
 Creative Commons Attribution-Noncommercial-Share Alike 3.0 United States License.

[Hours](#)
[Directions & Maps](#)
[Contact Us](#)
[Staff Directory](#)

[Libraries](#)
[Collections](#)
[Departments](#)
[Center for Instructional Technology](#)

[News, Events, Exhibits](#)
[Projects & Plans](#)
[Perkins Renovation](#)
[Jobs](#)

[Duke Libraries](#) > [About Us](#) > [Library Assessment](#) > [Library Statistics](#) > [2006/2007](#)

Volume Count: All Duke Libraries 2006/2007

Library	Total in Library 6-30-06	Volumes Added Gross	2007 Total
B-ES	212,721	2,624	215,345
Div. Sch.	372,111	5,098	377,209
D.M.L.	27,795	369	28,164
Lilly	322,528	6,234	328,762
Music	124,583	1,376	125,959
Vesic	285,321	3,293	288,614
Perkins	3,318,555	61,539	3,380,094
Special Coll.	215,670	1,308	216,978
E-books	22,528	120,255	142,783
Fuqua	28,408	1,308	29,716
Law	442,049	-28	442,021
Med. Ctr.	292,972	3,519	296,491
Total	5,665,241	206,895	5,872,136

Footnotes

*Large increase due to 120,255 monograph e-title MARC records added to the catalog in FY07. Per [ARL](#) instructions: 22,528 NetLibrary titles cannot be counted this FY.


**120,255 ebook titles will be added to question 1 of the [ARL](#) statistics as a 1 time large increase. The added amount for FY2007 will be 86,640 even though the total volume count will increase by 206,895.



[Alumni Portal](#) | [Divinity School Library](#) | [Ford Library](#) | [Goodson Law Library](#) | [Library Service Center](#) | [Lilly Library](#) | [Marine Lab Library](#) | [Medical Center Library](#) | [Mobile](#) | [Music Library](#) | [Perkins/Bostock Library](#) | [Rubenstein Library](#) | [The Link](#)

[Use and Reproduction](#) | [Privacy](#) | [Contact Us](#) | [Support the Duke Libraries](#) | [Jobs](#) | [Duke.edu](#)



 919-660-5870
 (Perkins Circulation Desk)

 [ShareThis](#)

 BY-NC-SA

Unless otherwise specified on this page, this work is licensed under a [Creative Commons Attribution-Noncommercial-Share Alike 3.0 United States License](#).



[Hours](#)
[Directions & Maps](#)
[Contact Us](#)
[Staff Directory](#)

[Libraries](#)
[Collections](#)
[Departments](#)
[Center for Instructional Technology](#)

[News, Events, Exhibits](#)
[Projects & Plans](#)
[Perkins Renovation](#)
[Jobs](#)

[Duke Libraries](#) > [About Us](#) > [Library Assessment](#) > [Library Statistics](#) > **2006/2007**

Manuscripts, Duke Libraries 6/30/2007


Library	Manuscripts
Law	46,182
Medical Center	5,756,640
Perkins, Special Collections	17,870,286
Perkins, University Archives	4,943,085
Total	27,830,832



[Alumni Portal](#) | [Divinity School Library](#) | [Ford Library](#) | [Goodson Law Library](#) | [Library Service Center](#) | [Lilly Library](#) | [Marine Lab Library](#) | [Medical Center Library](#) | [Mobile](#) | [Music Library](#) | [Perkins/Bostock Library](#) | [Rubenstein Library](#) | [The Link](#)

[Use and Reproduction](#) | [Privacy](#) | [Contact Us](#) | [Support the Duke Libraries](#) | [Jobs](#) | [Duke.edu](#)



 919-660-5870
 (Perkins Circulation Desk)

Unless otherwise specified on this page, this work is licensed under a [Creative Commons Attribution-NonCommercial-Share Alike 3.0 United States License](#).

Last modified July 10, 2009 2:58:25 PM EDT



[Hours](#)
[Directions & Maps](#)
[Contact Us](#)
[Staff Directory](#)

[Libraries](#)
[Collections](#)
[Departments](#)
[Center for Instructional Technology](#)

[News, Events, Exhibits](#)
[Projects & Plans](#)
[Perkins Renovation](#)
[Jobs](#)

[Duke Libraries](#) > [About Us](#) > [Library Assessment](#) > [Library Statistics](#) > [2006/2007](#)

Other Format Holdings, Duke University Libraries 6/30/2007


Library	Computer					
	Audio	Files	Graphic	Maps	Microforms	Video/Film
Divinity School	0	86	0	0	41,137	0
Ford Business	225	465	0	0	451,615	3,401
Law	273	194	0	0	449,311	2,269
Medical Center	1,108	28,764	548,836	93	193	2,545
Perkins System	54,923	29,000	368,764	132,230	2,636,453	68,735
Total	56,529	58,509	917,600	132,323	4,301,882	74,980



[Alumni Portal](#) | [Divinity School Library](#) | [Ford Library](#) | [Goodson Law Library](#) | [Library Service Center](#) | [Lilly Library](#) | [Marine Lab Library](#) | [Medical Center Library](#) | [Mobile](#) | [Music Library](#) | [Perkins/Bostock Library](#) | [Rubenstein Library](#) | [The Link](#)

[Use and Reproduction](#) | [Privacy](#) | [Contact Us](#) | [Support the Duke Libraries](#) | [Jobs](#) | [Duke.edu](#)



 919-660-5870
 (Perkins Circulation Desk)

 [ShareThis](#)



Unless otherwise specified on this page, this work is licensed under a [Creative Commons Attribution-NonCommercial-Share Alike 3.0 United States License](#).

Last modified July 10, 2009 2:58:25 PM EDT